

kuraray

Noritake



Fullidental[®]
*Gestora
de Compras*

PRODUCT CATALOG
CLINICAL

KURARAY NORITAKE DENTAL INC.

THE MERGER OF TWO JAPANESE MULTINATIONALS

In April 2012, Kuraray Medical Inc. and Noritake Dental Supply Co., Ltd. joined forces to become Kuraray Noritake Dental Inc. With the merger of these two multinational companies, Kuraray Noritake Dental aims to create synergies in the areas of development, production, and sales, thus strengthening its presence in the Japanese and global markets. The company now benefits from an exceptional know-how

in organic and inorganic chemistry. With its combined expertise, Kuraray Noritake Dental is now moving forward to develop further high-end dental products – from ceramics to composites and even bio-materials. Since Kuraray Medical's introduction of the first adhesive in dentistry, CLEARFIL™ BOND SYSTEM F, in 1978, dentistry has been pushed constantly forward. With Super Porcelain EX-3, launched by Noritake Dental in 1987, a new veneering ceramic category was created. Over the years, products such as CLEARFIL™ SE BOND and PANAVIA™ proved to be quality references

in science. After years of independent pioneering, Kuraray Noritake Dental Inc. is now very excited to bring you more revolutionary products and services. By combining our technologies we are now able to create biomaterials like TEETHMATE™ DESENSITIZER and the first multilayered zirconia in the world, KATANATM Zirconia ML. We wish to inspire you with most minimally invasive and bio-additive solutions now and in the future. So your patients enjoy their own teeth for a lifetime. At Kuraray Noritake Dental, a patient's smile means more than anything else.

<p>1978</p>  <p>CLEARFIL™ BOND SYSTEM F Kuraray introduces the first "total-etch" bonding system with a phosphate monomer (Phenyl-P)</p>	<p>1978</p>  <p>Caries Detector (Prof. T. Fusayama) First caries detection system, developed at Tokyo Medical and Dental University</p>	<p>1983</p>  <p>PANAVIA™ First adhesive resin with a phosphate monomer (MDP)</p>	<p>1985</p>  <p>Photo CLEARFIL™ A First light-curing universal composite for anterior and posterior tooth restorations</p>	<p>1986</p>  <p>CLEARFIL™ PHOTO CORE First light-curing core build-up composite with a polymerization depth of 7 mm</p>	<p>1993</p>  <p>PANAVIA™ 21 First anaerobic-curing adhesive resin cement with a self-etching primer</p>	<p>1993</p>  <p>CLEARFIL™ LINER BOND First self-etching bonding system</p>	<p>2000</p>  <p>CLEARFIL™ SE Bond Most reliable generation of self-etching bonding systems</p>
<p>2001</p>  <p>CLEARFIL™ AP-X PLT Long years of clinical experience and success, available in syringes and PLTs</p>	<p>2003</p>  <p>PANAVIA™ F 2.0 First resin cement which releases fluoride and is cured using LED light</p>	<p>2004</p>  <p>CLEARFIL™ PROTECT BOND First antibacterial self-etching adhesive in the world</p>	<p>2005</p>  <p>CLEARFIL™ S BOND Self-etching all-in-one adhesive</p>	<p>2006</p>  <p>CLEARFIL™ ESTHETIC CEMENT Esthetic resin cement with a self-etching primer</p>	<p>2007</p>  <p>CLEARFIL MAJESTY™ SERIES Esthetic composite resin line. Available as Esthetic, Posterior and Flow</p>	<p>2008</p>  <p>CLEARFIL™ DC BOND Works perfectly with light-, dual-, and self-curing core build-up material</p>	<p>2009</p>  <p>CLEARFIL™ SA CEMENT Self-adhesive resin cement in an automix syringe</p>
















KURARAY'S HISTORY

Kuraray was established in Kurashiki, Japan, in 1926, and was originally involved in the industrial production of synthetic fibers out of viscose. The company carried out intensive research and development work, creating a broad base of experience and technologies in the sectors of polymer chemistry, chemical synthesis, and chemical engineering. Thanks to its technological strength and

comprehensive experience, Kuraray has been able to develop highly innovative products for many more selected fields of business. Today, Kuraray develops and produces a broad range of high-quality and innovative products. The product line ranges from synthetic plastics to fine chemicals, non-woven textiles and synthetic leather to laser discs and dental supplies

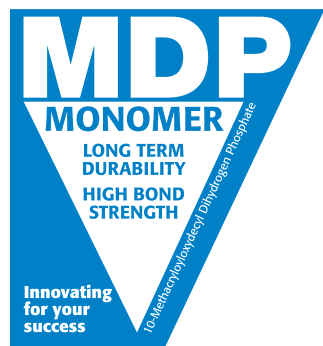
NORITAKE'S HISTORY

Since it was founded in 1904 with the aim of manufacturing western-style dinnerware, Noritake has ventured into new businesses with a focus on ceramics technologies. The company's four business groups provide a wide variety of products and technologies, ranging from dinnerware to a variety of products for core and high-tech industries such as automotive, steel, energy (including solar cells), electronics and more.

2011	2012	2012	2012	2013	2013	2014	2014
							
PANAIA™ POST	CLEARFIL™ S³ BOND PLUS	CLEARFIL™ DC CORE PLUS	PANAIA™ SA CEMENT	CLEARFIL MAJESTY™ ES-2	TEETHMATE™ DESENSITIZER	CLEARFIL MAJESTY™ ES Flow	CLEARFIL™ Universal Bond
The new glass fiber post with excellent mechanical durability	One-step self-etch adhesive with innovative light initiator	Dual-cure core build-up material supplied in an automix syringe	Self-adhesive resin cement in an automix syringe	A nano-hybrid, esthetic and universal composite resin	The real solution for sensitive teeth	The universal flowable composite for beautiful and durable restorations	All-in-one adhesive, light-curing
2014	2014	2014	2015	2015	2015	2017	
							
K-ETCHANT Syringe	CLEARFIL™ SE BOND 2 UNIT DOSE	PANAIA™ SA Cement Plus	PANAIA™ V5	CLEARFIL™ CERAMIC PRIMER PLUS	CLEARFIL™ SE Protect	CLEARFIL™ Universal Bond Quick	
Phosphoric acid agent	Light-curing	Self-adhesive cement	Esthetic cement, dual-curing	Ceramic and Metal Primer	Antibacterial self-etching adhesive in the world	All-in-one adhesive, light-curing	

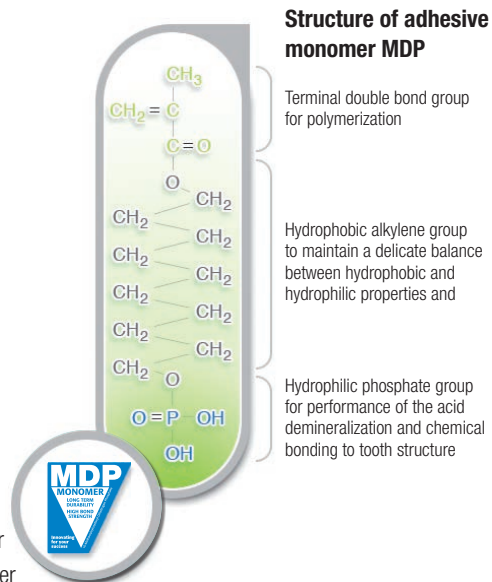
CORE TECHNOLOGY OF KURARAY

MDP MONOMER



DESCRIPTION

After Kuraray introduced the first adhesive monomer in dental history by inventing the phosphate monomer Phenyl-P in 1976, its molecular structure was improved in 1981 by creating a molecule with greater adhesive capability to the tooth structure and an affinity for metal. The result of this development work was the MDP monomer (10-Methacryloyloxydecyl dihydrogen phosphate), which convinced users by its special monomer structure:



This phosphate monomer was extremely effective for enamel, dentin and on metal alloys. Consequently, PANAVIA™, including the MDP monomer, was introduced as a high-performance adhesive resin cement for the cementation to tooth structure and to metals. The impressive success of PANAVIA™ encouraged Kuraray to integrate the MDP monomer into other bonding systems as well as to obtain a high degree of adhesion to tooth substrate from the formation of a chemical bonding.



Rapid bond technology which combines MDP Monomer with new hydrophilic amide monomers has been introduced to CLEARFIL™ Universal Bond Quick. The new hydrophilic amide monomers are able to penetrate into the wet dentin rapidly and MDP creates a strong chemical bond to hydroxyapatite. This special combination works together to deliver optimal stability and resistance to moisture for a lasting result.

SELF-ETCH TECHNOLOGY

TOTAL-ETCH VS. SELF-ETCH

THE ADHESIVE TECHNOLOGY – CORNERSTONE OF MODERN, MINIMALLY INVASIVE DENTISTRY.

In 1978, Prof. T. Fusayama from the Tokyo Medical and Dental University was confronted with a technical problem. He had the idea of permanently filling cavities with resin materials as an esthetic alternative to amalgamate. But in contrast to hydrophilic tooth hard structure, the composites displayed hydrophobic properties and were not capable of establishing a close bond. To get around this problem, he developed a new technique for the conditioning of the dentin which would provide a surface suitable for the use of an adhesive. Going against the philosophy of the times, he etched both enamel and dentin with phosphoric acid (H₃PO₄). This preparation of the dentin removed the smear layer which appeared after the preparation, opened the dentin tubuli, and created the conditions for use of the following primer-adhesive system.

In cooperation with the company Kuraray – at that time an industrial manufacturer of innovative special resin materials – the first total-etch bonding including an adhesive phosphate monomer for enamel and dentin, CLEARFIL™ BOND SYSTEM-F, was developed at this time.

While this system rapidly gained acceptance in Japan, the dentin phosphoric acid etching was the subject of controversial discussions at the international level for a long time. It was not until the middle of the 1980s that it gained worldwide acceptance and has since been one of the standard procedures for multi-step adhesives.


The advantages of this technique are self-evident and have been confirmed over the course of time by numerous scientific studies: Besides the removal of the smear layer, there is a demineralization of the intertubular and peritubular dentin. Hydroxylapatite crystals from the collagen network are released and individual fibers are exposed. They are then coated by the hydrophilic monomers of the adhesive and permanently anchor themselves in the exposed network during the polymerization.

Increased technique sensitivity of the total-etch system led to the development of the self-etching technique. Although these systems produce good results when used correctly, total-etch multi-step adhesives were regarded as highly technique-sensitive in Japan due to the precision required for the work steps and times: excessive etching removed more minerals from the dentin than desired and exposed the collagen fibers to a depth which was greater than the following adhesive could penetrate. Excessive drying caused the exposed collagen fiber network to collapse and

blocked the access of the adhesive to the dentin areas below. This led to lower adhesive strength, simultaneously sensitivities and biting down pain.

The selection of the volatile solvent in the bonding systems also influenced the moisture of the dentin surface required for ideal results:

Since alcohol is lighter than water, alcohol-based systems require an extremely dry surface, which means that there is a high risk of overdrying. Acetone-based adhesives, on the other hand, work best on a slightly moist surface because acetone is drawn into the tubuli through a moist surface. But since the definition of “slightly moist” is difficult to realize during actual work, the bonding results are worsened if the surface is either too dry or too moist.



Enamel surface after acid etch treatment with phosphoric acid (37%)

DIRECT DESENSITIZATION AND CONDITIONING WITH WATER-BASED SELF-ETCHING ADHESIVES OF THE CLEARFIL™ SERIES

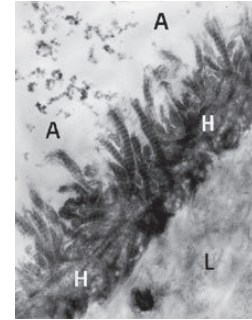
“CLEARFIL™ LINER BOND 2” was introduced by Kuraray at the beginning of the 1990s as our first self-etching adhesive. The objective was to eliminate the technique sensitivities caused by the total-etch technique and to develop a system which required fewer work steps, achieved permanently reproducible results, and at the same time could prevent sensitivities and biting down pain for the patient. A water-based, self-etching primer was developed to avoid problems related to a separate etching technique or a defined surface moisture. This primer conditioned enamel and dentin in much the same way as phosphoric acid, but was not as aggressive and could be buffered in its effect by released calcium.

The slightly acidic pH value was thus reduced further and dropped to a neutral level, which allowed the primer to stay in the cavity. This made it possible to avoid complicated work steps such as rinsing, drying, changing cotton rolls as well as the risks of excessive etching and overdrying. The following adhesive without any volatile solvents could now penetrate all of the dentin layers, closing the dentin tubuli and contributing after the polymerization to prevention of post-operative sensitivities.


The development of the MDP adhesive monomer has improved further the chemical bond properties of the self-etching Kuraray adhesive. The TEM images show that the collagen fibrils in the thin hybrid layers have not completely lost the hydroxyapatite, in contrast to the total-etch technique. The remaining hydroxyapatite can directly bond chemically with phosphate groups of Kuraray’s own MDP monomer. (TEM Image 1 as before)

A similar effect can also be observed in the enamel. Although the enamel structure is only slightly affected, no fissure formation is determined between the adhesive, composite, and enamel. Although the adhesive strength without prior enamel etching was questioned when this technique was first introduced, various studies worldwide have since proven the equality of the MDP-based self-etching systems.

Due to the company’s lead in research in the field of adhesive and resin technology, Kuraray Dental products achieve outstanding rankings in clinical in-vivo and in-vitro examinations. “REALITY”, an independent American test institute, certified that CLEARFIL™ SE BOND caused absolutely no postoperative complaints (Issue 118, February 2000).



1. TEM cross-section image:
Dentin CLEARFIL™ SE BOND
(Inoue, van Meerbeek)



2. TEM cross-section image:
Enamel CLEARFIL™ SE BOND
(Inoue, van Meerbeek)

TABLE OF CONTENTS

ADHESIVES 10

SELF-ETCH

CLEARFIL™ Universal Bond Quick 12
All-in-one adhesive, light-curing

CLEARFIL™ SE BOND 14
Light-curing

CLEARFIL™ SE BOND 2 UNIT DOSE..... 16
Light-curing

CLEARFIL™ S³ BOND PLUS..... 18
All-in-one adhesive, light-curing

CLEARFIL™ LINER BOND 2V 20
Dual-curing

ANTIBACTERIAL THERAPY

CLEARFIL™ SE Protect 24
Antibacterial adhesive system
self-etching, light-curing

TOTAL-ETCH

CLEARFIL™ Universal Bond Quick 12
All-in-one adhesive, light-curing

CLEARFIL™ PHOTO BOND 22
Dual-curing

RESIN CEMENTS 26

PANA VIA™ V5 28
Esthetic cement, dual-curing

PANA VIA™ SA Cement Plus 30
Self-adhesive cement

PANA VIA™ F 2.0 32
Anaerobic curing (in the absence of oxygen)
and dual-curing

RESTORATIVE COMPOSITES 34

CLEARFIL MAJESTY™ SERIES

CLEARFIL MAJESTY™ ES-2 36
Nano-hybrid, esthetic,
universal composite resin

CLEARFIL MAJESTY™ ES Flow 38
Universal flowable composite

CLEARFIL MAJESTY™ Esthetic 40
Anterior composite, light-curing

CLEARFIL MAJESTY™ Posterior 40
Posterior composite, light-curing

CLEARFIL MAJESTY™ Flow 42
Flowable composite, light-curing

UNIVERSAL COMPOSITE

CLEARFIL™ AP-X 44
Light-curing

ANTERIOR COMPOSITE

CLEARFIL™ PHOTO BRIGHT 46
Light-curing

POSTERIOR COMPOSITE

CLEARFIL™ PHOTO POSTERIOR 48
Light-curing

OPAQUE RESIN

CLEARFIL™ ST OPAQUER 50
Light-curing

CORE BUILD-UP COMPOSITE 52

CLEARFIL™ DC CORE PLUS 54	
Dual-curing	
CLEARFIL™ PHOTO CORE 56	
Light-curing	
CLEARFIL™ CORE (CLEARFIL™ CORE NEW BOND) 58	
Self-curing	
CORE FORMS 60	
Core build-up accessories	

CARIES DETECTION DEVICE

CARIES DETECTOR 62	
Caries detection	

PROPHYLAXIS

TEETHMATE™ Desensitizer 64	
Desensitizing	
TEETHMATE™ F-1 66	
Pit and fissure sealing, light-curing	

ORTHODONTIC MATERIAL

KURASPER™ F 68	
Adhesive, light-curing	

PRETREATMENT AGENTS 70

METAL PRETREATMENT

CLEARFIL™ CERAMIC PRIMER PLUS 72	
Ceramic and Metal Primer	
ALLOY PRIMER 74	
Metal Primer	
K-ETCHANT Syringe 76	
Phosphoric acid agent	
K-ETCHANT GEL 78	
Phosphoric acid agent	
CLEARFIL™ DC Activator 80	
CLEARFIL™ PORCELAIN BOND ACTIVATOR 82	
CLEARFIL™ SA PRIMER 84	

INTRAORAL REPAIR

CLEARFIL™ REPAIR 86	
Light-curing adhesive system	

ACCESSORIES

CLEARFIL™ Twist DIA 88	
Polisher	
CLEARFIL™ DISPENSER 90	
OVERVIEW ACCESSORIES 92	
Accessories for all products like mixing plates, spatulas, mixing dishes, disposable brush tips, brush holders, nozzles etc.	

COLOR SHADES 96

Abbreviations of color shades	
Conversion of the Vita™ Color Code	
Conversion of the Kuraray Noritake Dental Color Code to the Vita™ Color Code	

APPENDIX



Guarantee & Contact 98	
------------------------------	--

PRODUCT LIST

A-Z 100	
---------------	--

ADHESIVES

OVERVIEW

Self-Etch		Classification	Direct restoration	Cavity Sealing	Desensitization
CLEARFIL™ Universal Bond Quick		1-step system	●	● 1)	●
CLEARFIL™ SE BOND		2-step system	●	● 1)	●
CLEARFIL™ SE BOND 2 UNIT DOSE		2-step system	●	● 1)	●
CLEARFIL™ S³ BOND PLUS		1-step system	●	● 1)	
Antibacterial Therapy					
CLEARFIL™ SE Protect		2-step system	●	● 1)	●
Total-Etch					
CLEARFIL™ Universal Bond Quick		1-step system	●	● 1)	●
CLEARFIL™ PHOTO BOND		2-step system	●		

Light-curing	Self-curing	Curing time (light)	Combination with lightcuring composites	Combination with selfcuring composites	Page number
●		10 sec.	●	● 2)	12
●		10 sec.	●		14
●		10 sec.	●		16
●		10 sec.	●	● 4)	18
●		10 sec.	●	● 3)	24
●		10 sec.	●	● 2)	12
●	● 5)	10 sec.	●	●	22

1) After curing, the cured adhesive should be covered by a composite (e.g. CLEARFIL MAJESTY™ ES Flow).

2) With CLEARFIL™ DC Activator (not necessary for combination use with CLEARFIL™ DC CORE PLUS or PANAVIA™ SA Cement Plus).

3) With CLEARFIL™ DC Activator.

4) Combination use with CLEARFIL™ DC CORE PLUS only.

5) Self-curing properties.

ADHESIVES

SELF-ETCH, TOTAL-ETCH, LIGHT-CURING

CLEARFIL™ Universal Bond Quick



DESCRIPTION

NO WAITING, NO EXTENSIVE RUBBING, NO MULTIPLE LAYERS

The innovative new universal bonding that works instantly ensuring a consistent and lasting result for all restorative procedures - in one simple quick step. Dentists just apply and proceed.

Unlike traditional dental bonding agents that require waiting time, extensive rubbing and multiple layers in order to deliver an optimum result, CLEARFIL™ Universal Bond Quick delivers the same consistent, predictable results every time. It does not only save the dentist valuable time, it eliminates risk of error with the result that all restorative procedures are carried out to the same exceptionally high standards.

The product reliably bonds all direct restorations, core build-ups and even indirect restorations and repairs. Dentists simply use it the way they want: self-etch, selective-etch or total-etch. But whichever way, CLEARFIL™ Universal Bond Quick delivers the same uniform results without the need to wait.




INDICATIONS

- Direct restorations using light-cured composite resin
- Cavity sealing as a pretreatment for indirect restorations
- Treatment of exposed root surfaces
- Treatment of hypersensitive teeth
- Intraoral repairs of fractured restorations
- Post cementation and core build-ups
- Cementation of indirect restorations

BENEFITS

- Procedural freedom
- Wide indication range
- Thin film thickness
- Rapid bond technology
- Predictable results
- High bond strength

PRODUCT RANGE



#3571-EU Bottle Standard Kit

Content 1 Bottle (5 ml), K-ETCHANT Syringe (3 ml), Applicator Brush (x 50 pcs), Needle Tip (x 20 pcs), Mixing Dish, Light Blocking Plate

#3574-EU Bottle Value Pack

Content 3 bottles (5 ml)

#3577-EU Unit Dose Standard Pack

Content Unit Dose (50 pcs x 0.1 ml), K-ETCHANT Syringe (3 ml), Applicator Brush (x 50 pcs), Needle Tip (x 20 pcs)

REFILL



#3572-EU Refill bottle
1 bottle (5 ml)

PRODUCT RECOMMENDATIONS



#3250-EU
CLEARFIL™ DC Activator
1 bottle (4 ml)



#1210-EU
TEETHMATE™ DESENSITIZER
Set

Content Powder (6 g), liquid (4.8 ml), 1 mixing dish, 1 measuring spoon, 50 applicator brushes




#3252-EU
K-ETCHANT Syringe

Content 2 K-ETCHANT Syringes (3 ml), 40 needle tips



CLEARFIL MAJESTY™ ES-2
(color selection)
1 syringe Classic: 3.6 g / 2.0 ml
1 syringe Premium: 3.6 g / 2.0 ml
1 syringe Clear, Amber, Blue, Gray:
1.8 ml / 0.9 ml



CLEARFIL MAJESTY™ ES Flow
(color selection)
1 syringe: 2.7 g / 1.5 ml

CLEARFIL™ SE BOND



DESCRIPTION

CLEARFIL™ SE BOND is a light-curing bonding system consisting of a self-etching primer and a bonding agent. The water-based primer enables the simultaneous treatment of enamel and dentin in one step. The patented MDP monomer helps to eliminate post-operative sensitivities. Direct skin contact with the contents of the bottles is avoided by the practical “Intelly Case”. The necessity to open the individual bottles has been eliminated, avoiding the risks of skin allergies. Moreover, the system prevents waste.

INDICATIONS

- Direct filling restorations using light-cured composite or compomer
- Cavity sealing as a pretreatment for indirect restorations
- Treatment of hypersensitive and/or exposed root surfaces
- Intraoral repairs of fractured facing crowns made of ceramic, hybrid ceramic or composite resin using light-curing composite
- Surface treatment of prosthetic appliances made of ceramic, hybrid ceramic and cured composite

BENEFITS

- Improved marginal sealing from extremely high bond strength
- Water-based, mild self-etching primer
- Tried and proven 2-step self-etching bonding system
- No technique sensitivity
- Prevents post-operative sensitivities
- Known as the “Gold Standard” of the self-etching adhesive systems

PRODUCT RANGE



#1970-EU Kit

Content Primer (6 ml), Bond (5 ml), 2 x 50 disposable brush tips, 2 brush tip handles, 1 mixing dish, 1 light blocking plate, 1 outer case

REFILL

#1981-EU Bond (5 ml)

#1982-EU Primer (6 ml)

#968-EU CLEARFIL™ brush tips, pack of 50 tips

PRODUCT RECOMMENDATIONS



#3637-EU

CLEARFIL™ CERAMIC PRIMER PLUS
(4 ml)
(please see page 74).




CLEARFIL MAJESTY™ ES-2
(color selection)

1 syringe Classic: 3.6 g/2.0 ml
1 syringe Premium: 3.6 g/2.0 ml
1 syringe Clear, Amber, Blue,
Gray: 1.8 g/0.9 ml



CLEARFIL MAJESTY™ ES-2 PLT
(color selection)
20 PLTs Classic (20 tips x 0.25 g)
10 PLTs Premium (10 tips x 0.25 g)



CLEARFIL MAJESTY™ ES Flow
(color selection)

1 syringe: 2.7 g/1.5 ml



#220-EU

CARIES DETECTOR (6 ml)

For more safety

The CARIES DETECTOR stains tooth hard tissue affected by caries in red, while remineralized dentin is not stained, providing maximum security.

BIBLIOGRAPHY

- Inoue, S. / Van Meerbeek, B. / Vargas, M. / Yoshida, Y. / Lambrechts, P. / Vanherle, G.: Adhesion mechanism of self-etching adhesives. In: Tagami, J. / Toledano, M. / Prati, C. (eds). Proceedings of 3rd International Kuraray Symposium on Advanced Dentistry. Como: Grafiche ErreDue 2000.
- B. Van Meerbeek, M. Peumans, A. Poitevin, A. Mine, A. Van Ende, A. Neves, J. De Munck: Relationship between bond-strength tests and clinical outcomes. Dental Materials 26 (2010) e100–e121.
- Jan W.V. van Dijken: A prospective 8-year evaluation of a mild two-step self-etching adhesive and a heavily filled two-step etch-and-rinse system in non-carious cervical lesions. Dental Materials 26 (2010) 940–946.
- MC Erhardt, R Osorio, J Pisani-Proenca FS Aguilera, E Osorio, L Breschi, M Toledano: Effect of Double Layering and Prolonged Application Time on MTBS of Water/Ethanol-based Self-etch Adhesives to Dentin. Operative Dentistry, 2009, 34-5, 571-577.
- Atsushi Mine, Jan De Munck, Marcio V. Cardoso, Kirsten L. Van Landuyt, André Poitevin, Takuo Kuboki, Yasuhiro Yoshida, Kazuomi Suzuki, Paul Lambrechts, Bart Van Meerbeek: Bonding effectiveness of two contemporary self-etch adhesives to enamel and dentin. Journal of Dentistry 37 (2009) 872–883.
- K. Huber, G.C. Lier, B. Bott, and M. Hannig: Marginal Adaptation of Composite Resin Restorations Using Self-etching Adhesives. IADR, 2004 Abstract #59, Israel.
- Claus-Peter Ernst, Pia Galler, Brita Willershausen, Bernd Haller: Marginal integrity of class V restorations: SEM versus dye penetration. Dental Materials 24 (2008) 319–327.
- Li N, Nikaïdo T, Takagaki T, Sadr A, Makishi P, Chen J, Tagami J.: The role of functional monomers in bonding to enamel: acid-base resistant zone and bonding performance. Journal of Dentistry 2010 Sep;38(9):722-30.

ADHESIVES
SELF-ETCHING, LIGHT-CURING

CLEARFIL™ SE BOND 2 UNIT DOSE



DESCRIPTION

CLEARFIL™ SE BOND is a light-curing bonding system consisting of a self-etching primer and a bonding agent. The water-based primer enables the simultaneous treatment of enamel and dentin in one step. The patented MDP monomer helps to eliminate post-operative sensitivities. Direct skin contact with the contents of the bottles is avoided by the practical “Intelly Case”. The necessity to open the individual bottles has been eliminated, avoiding the risks of skin allergies. Moreover, the system prevents waste.

INDICATIONS

- Direct filling restorations using light-cured composite or compomer
- Cavity sealing as a pretreatment for indirect restorations
- Treatment of hypersensitive and/or exposed root surfaces
- Intraoral repairs of fractured facing crowns made of ceramic, hybrid ceramic or composite resin using light-curing composite
- Surface treatment of prosthetic appliances made of ceramic, hybrid ceramic and cured composite

BENEFITS

- Improved marginal sealing from extremely high bond strength
- Water-based, mild self-etching primer
- Tried and proven 2-step self-etching bonding system
- No technique sensitivity
- Prevents post-operative sensitivities
- Known as the “Gold Standard” of the self-etching adhesive systems

PRODUCT RANGE



#3286-EU **Unit Dose Standard Pack**

Content 50 tips (0.1ml / tip), each for Bond and Primer, 100 applicator brushes (fine)

PRODUCT RECOMMENDATIONS




#3637-EU
CLEARFIL™ CERAMIC PRIMER PLUS
(4 ml)
(please see page 74).



CLEARFIL MAJESTY™ ES-2
(color selection)
1 syringe Classic: 3.6 g/2.0 ml
1 syringe Premium: 3.6 g/2.0 ml
1 syringe Clear, Amber, Blue,
Gray: 1.8 g/0.9 ml



CLEARFIL MAJESTY™ ES-2 PLT
(color selection)
20 PLTs Classic (20 tips x 0.25 g)
10 PLTs Premium (10 tips x 0.25 g)



CLEARFIL MAJESTY™ ES Flow
(color selection)
1 syringe: 2.7 g/1.5 ml



#220-EU
CARIES DETECTOR (6 ml)

For more safety

The CARIES DETECTOR stains tooth hard tissue affected by caries in red, while remineralized dentin is not stained, providing maximum security.

^{1,2} Kuraray Noritake Dental Inc. indicates to combine the primer of CLEARFIL™ SE BOND 2 with CLEARFIL™ PORCELAIN BOND Activator

³ Kuraray Noritake Dental Inc., situated in Tokyo, Japan, is the headquarter for the worldwide dental business

ADHESIVES
SELF-ETCHING, LIGHT-CURING

CLEARFIL™ S³ BOND PLUS (Clearfil™ tri-S bond plus)



DESCRIPTION

Are you looking for a one-step adhesive that ensures “Speed – Simplicity – Strength”?

Then CLEARFIL™ S³ BOND PLUS, Kuraray Noritake Dental's time-saving adhesive for fast and simple application, is the ideal solution for you.

Thanks to its short application time and very simple procedure compared with other recent one-step products CLEARFIL™ S³ BOND PLUS allows a high error tolerance while creating excellent bond strength to enamel and dentin.

Furthermore CLEARFIL™ S³ BOND PLUS ensures a stable interface between tooth and composite resin due to Kuraray Noritake Dental's new high performance initiator for light-curing, the original adhesive monomer MDP and the innovative Molecular Dispersion Technology.

**CLEARFIL™ S³ BOND PLUS –
it's your choice for a fast and easy bond!**

*Source: S. Kubo, A. Kawasaki, A. Kawakubo, and Hayashi: Five year clinical evaluation of two all-in-one systems, IADR Meeting 2011, Abstract #1144.

INDICATIONS

- Direct restorations using light-cured composite resin
- Cavity sealing as a pretreatment for indirect restorations
- Treatment of exposed root surfaces
- Post cementation and core build-ups using dual-cured composite resin CLEARFIL™ DC CORE PLUS
- Intraoral repairs of fractured restorations made of ceramics, hybrid ceramics or composite resin
- Core build-ups using light-cured composite resin
- Surface treatment of prosthetic appliances made of ceramics, hybrid ceramics or composite resin
- Surface treatment of dental posts

BENEFITS

- Quick and time-saving with only one single application step: no shaking, no mixing, no rubbing, no multiple application
- Easy to use for low technical errors
- Stable performance thanks to Kuraray's adhesive monomer MDP, proven since more than 25 years!
- New high performance initiator for light-curing leading to an increased polymerization ratio
- Fluoride-releasing property for a reinforcement of the adhesive-dentin interface
- Precise and economic dosing

PRODUCT RANGE

#2890-EU Set

Content 1 bottle (4 ml), 50 applicator brushes (fine), 1 dispensing dish, 1 light blocking plate

#2893-EU Value Kit

Content 3 bottles (4 ml each)

#2898-EU Unit Dose Standard Pack

Content 50 tips x 0.1 ml, 50 brushes

#2899-EU Unit Dose Standard Pack

Content 50 tips x 0.1 ml, 100 brushes

REFILL

#2892-EU Bond

Content 1 bottle (4 ml)

PRODUCT RECOMMENDATIONS



CLEARFIL MAJESTY™ ES-2
(color selection)

1 syringe Classic: 3.6 g / 2.0 ml
1 syringe Premium: 3.6 g / 2.0 ml
1 syringe Clear, Amber, Blue, Gray:
1.8 g / 0.9 ml



CLEARFIL MAJESTY™ ES-2 PLT
(color selection)

20 PLTs Classic (20 tips x 0.25 g)
10 PLTs Premium (10 tips x 0.25 g)



CLEARFIL MAJESTY™ ES Flow
(color selection)

1 syringe: 2.7 g / 1.5 ml



CLEARFIL™ DC CORE PLUS Kit

#2940-EU Dentin

#2941-EU White

Content CLEARFIL™ DC CORE PLUS (White or Dentin):
1 syringe (17.9 g / 9 ml); CLEARFIL™ S³ BOND PLUS:
1 bottle (1 ml); Accessories: 20 Mixing tips, 10 guide
tips (L), 10 guide tips (S), 50 applicator brushes (endo),
1 dispensing dish, 1 light blocking plate

BIBLIOGRAPHY

- Hosaka, K., Nakajima, M., Takahashi, M., Shinoda, Y., Kishikawa, R., Kunawatote, S., Sakano, W., Taweesak, P., Tagami, J.: Microtensile Bond Strength of the newly developed one-step adhesive. 89th IADR, 2011 Abstract #1902, San Diego USA
- Suyama, Y., Kameyama, A., Hoshika, S., Inokoshi, M., De Munk, J., Yamada, T., Van Meerbeek, B.: Immediate/aged bond strength of a new one-step adhesive to differently prepared tooth surfaces. 5th Conseo Meeting, 2011 Poster #163, Istanbul Turkey.
- Kakuda, S., Hinamoto, A., Fu, J., Takei, M., Nishigaki, N., Okuyama, K., Nakaoki, Y., Ikeda, T., Sano, H.: Long term bonding performance of contemporary and experimental self-etching adhesives. 89th IADR, 2011 Abstract #1557, San Diego USA.
- Akimoto, N., Hanabusa, M., Miyauchi, T., Tokiwa, T., Momoi, Y.: Influence of Dentin Surface Conditions on Bond-strength with 1-bottle Systems. 89th IADR, 2011 Abstract #2462, San Diego USA.
- Irie, M., Tamada, Y., Maruo, Y., Nishigawa, G., Oka, M., Minagi, S., Suzuki, K., Watts, D. C.: Early No Interfacial-Gap Incidence vs.
- Flexural Modulus with Injectabel Composites. 89th IADR, 2011 Abstract #3203, San Diego USA.
- Hanabusa, M., Akimoto, N., Ohmori, K., Miyauchi, T., Tokiwa, T., Momoi, Y.: Bond-durability of an Experimental 1-bottle Self-adhesive After 3-months Water Storage. 89th IADR, 2011 Abstract #1090, San Diego USA.

CLEARFIL™ LINER BOND 2V



DESCRIPTION

CLEARFIL™ LINER BOND 2V enables the processing of all light-curing and chemically curing composites as well as amalgamates. It can therefore be described as a “universal bonding.”

The bonding system comprises a self-etching two-component primer and a two-component bonding agent. The mild self-etching bonding system forms a high quality hybrid layer. Yet it achieves optimal adhesion and at the same time prevents post-operative sensitivities.

During the commonly used etching procedure, the exposed collagen network collapses. This is one of the major problems in conventional total-etch bonding systems because it results in a decreased bonding strength. In contrast to this, CLEARFIL™ LINER BOND 2V is biocompatible with respect to the tooth tissue. Thanks to the mild etching and decalcification effect of the primer as well as its natural water content, the collagen fiber network retains its natural form and volume. These properties of CLEARFIL™ LINER BOND 2V guarantee successful adhesion of both the tooth and the restoration.



INDICATIONS

- Direct filling restorations using light-curing or chemically curing composite
- Treatment of hypersensitive and/or exposed root surfaces
- Cavity sealing as a pre-treatment for indirect restorations
- Intraoral repairs of fractured ceramic facing crowns using light-curing composite
- Cementing inlays and onlays made of ceramic (or composite) using composite resin cement

BENEFITS

- Tried and proven 2-step self-etching bonding system
- Suitable for light-curing, chemically curing and dual-curing composites
- High adhesive properties to enamel and dentin
- Water-based, mild self-etching
- Prevents post-operative sensitivities

PRODUCT RANGE

#1921-EU Kit

Content Primer: Liquid A (6 ml), Liquid B (6 ml);
Bond: Liquid A (5 ml), Liquid B (3 ml),
accessories

REFILL

#1943-EU Primer: Liquid A (6 ml)

#1944-EU Primer: Liquid B (6 ml)

#1930-EU Bond: Liquid A (5 ml)

#1931-EU Bond: Liquid B (3 ml)

PRODUCT RECOMMENDATIONS



#220-EU

CARIES DETECTOR (6 ml)

For more safety

The CARIES DETECTOR stains tooth hard tissue affected by caries in red, while remineralized dentin is not stained, providing maximum security.



CLEARFIL™ DC CORE PLUS

#2942-EU Dentin

#2943-EU White

Content 1 syringe (17.9 g / 9 ml) in corresponding color,
20 mixing tips, 10 guide tips (L), 10 guide tips (S)

BIBLIOGRAPHY

- Akimoto N, Takamizu M, Momoi Y.: 10-year clinical evaluation of a self-etching adhesive system. Oper Dent. 2007 Jan-Feb;32(1): 3-10.
- Duarte RM, de Goes MF, Montes MA. Effect of time on tensile bond strength of resin cement bonded to dentine and low-viscosity composite. J Dent. 2005 May 25.
- Kwong SM, Cheung GS, Kei LH, Itthagarun A, Smales RJ, Tay FR, Pashley DH. Micro-tensile bond strengths to sclerotic dentin using a self-etching and a total-etching technique. Dent Mater. 2002 Jul;18(5):359-69.

CLEARFIL™ PHOTO BOND



DESCRIPTION

CLEARFIL™ PHOTO BOND is a dual-curing adhesive for enamel and dentin based on the total-etch technique. The substance has been developed for use with light-curing and dual-curing restoration materials. In addition, direct adhesion to ceramic can be achieved by mixing with CLEARFIL™ PORCELAIN BOND ACTIVATOR.

INDICATIONS

- Enamel and dentin bonding agent for direct composite restorations

BENEFITS

- High bond strength to tooth enamel and dentin
- Both light-curing and self-curing
- Simple processing
- Economical use

PRODUCT RANGE



#075-EU Kit

Content Catalyst (6 ml), Universal (6 ml)

REFILL

#073-EU Catalyst (6 ml)

#074-EU Universal (6 ml)

PRODUCT RECOMMENDATIONS



#013-EU K-ETCHANT GEL: 6 ml
K-ETCHANT GEL is especially well-suited for the etching of teeth, cleaning of the adherent surface of restorations, or activation of the surface of silica-based ceramics. The tixotropic property provides simple processing of the 40% phosphoric acid.



#066-EU CLEARFIL™ SA PRIMER: 6 ml
CLEARFIL™ SA PRIMER is an adhesion primer containing salicylic acid derivative monomer to promote the affinity to collagen fibers CLEARFIL™ SA PRIMER enhances bond strength of CLEARFIL™ PHOTO BOND.

BIBLIOGRAPHY

- Loomans BA, Opdam NJ, Roeters JF, Bronkhorst EM, Plasschaert AJ: Influence of composite resin consistency and placement technique on proximal contact tightness of Class II restorations. *Journal of Adhesive Dentistry* 2006 Oct;8(5):305-10.

ADHESIVES
SELF-ETCHING, LIGHT-CURING

CLEARFIL™ SE Protect

THE ANTIBACTERIAL
BOND SYSTEM



DESCRIPTION

With the new and versatile CLEARFIL™ SE Protect this antibacterial adhesive is made future proof. It's the next version of the world's first self-etching adhesive with a reliable antibacterial effect. Thanks to the unique antibacterial monomer MDPB, CLEARFIL SE Protect exhibits an "Antibacterial Cavity Cleansing Effect".

CLEARFIL™ SE Protect is now a self-etch universal adhesive. Just use the self-etch primer with the bond to create your direct restorations. For bonding indirect and core build-up restorations you just mix it with our all-new CLEARFIL™ DC Activator. Curious about how this is possible? It's all about the right mix of Kuraray Noritake Dental's proven MDP and antibacterial MDPB technologies to give you long-lasting results.



INDICATIONS

- Direct restorations using light-cured composite resin or compomer
- Cavity sealing as a pre-treatment for indirect restorations
- Treatment of hypersensitive and/or exposed root surfaces
- Intraoral repairs of fractured crowns/bridges made of porcelain, hybrid ceramics or composite resin using light-cured composite resin
- Surface treatment of prosthetic appliances made of porcelain, hybrid ceramics and cured composite resin
- Core build-ups using light- or dual-curing composite resin
- Cavity sealing under amalgam restorations

BENEFITS

- Virtually no post-operative sensitivity
- The primer contains antibacterial monomer (MDPB)
- Tried and proven 2-step self-etching bonding system
- Fast and simple use
- High bond strength to enamel and dentin
- Antibacterial cleansing effect
- Fluoride release

PRODUCT RANGE



#2870-EU Kit

Content 1 Primer: 6 ml, 1 Bond: 5 ml,
50 x 2 Disposable brush tips (white),
1 Brush tip handle (white), 1 Brush tip handle (black),
1 Mixing dish, 1 Light blocking plate, 1 Outer case

#2872-EU Value Pack

Content 3 Primer (6 ml), 3 Bond (5 ml)

REFILL



#2881-EU Bond (5 ml)



#2882-EU Primer (6 ml)

#968-EU CLEARFIL™ brush tips, pack of 50 tips

PRODUCT RECOMMENDATIONS



#220-EU

CARIES DETECTOR (6 ml)

For more safety

The CARIES DETECTOR stains tooth hard tissue affected by caries in red, while remineralized dentin is not stained, providing maximum security.




CLEARFIL MAJESTY™ ES-2
(color selection)

1 syringe Classic: 3.6 g / 2.0 ml
1 syringe Premium: 3.6 g / 2.0 ml
1 syringe Clear, Amber, Blue, Gray:
1.8 g / 0.9 ml






CLEARFIL MAJESTY™ ES-2 PLT
color selection)
20 PLTs Classic (20 tips x 0.25 g)
10 PLTs Premium (10 tips x 0.25 g)



CLEARFIL MAJESTY™ ES Flow
(color selection)
1 syringe: 2.7 g / 1.5 ml

RESIN CEMENTS

OVERVIEW

	Type	Mixing	Indications				
			Crowns/ bridges	Inlays/ onlays	Cores/ posts	Adhesion bridges	Veneers
PANAVIA™ V5 	self-etching primer/ resin cement	auto mixing	●	●	●	●	●
PANAVIA™ SA Cement Plus 	self-adhesive resin cement	auto mixing	●	●	●	●	
PANAVIA™ F 2.0 	self-etching primer/ resin cement	hand mixing	●	●	●	●	●

Adhesion to						Curing systems			Page number
Enamel	Dentin	Metal-oxide ceramics	Silica-based ceramics	Precious metal	Non-Precious metal	Curing type	With Oxyguard	Fluoride release	
● 1)	● 1)	● 3)	● 3)	● 3)	● 3)	dual-curing		●	28
●	●	●	● 3)	●	●	dual-curing		●	30
● 2)	● 2)	●	● 3), 4)	● 5)*	●	dual-curing	●	●	32

- 1) with Tooth Primer
- 2) with ED PRIMER II
- 3) with CLEARFIL™ CERAMIC PRIMER PLUS
- 4) with CLEARFIL™ PORCELAIN BOND ACTIVATOR and CLEARFIL™ SE BOND 2 PRIMER
- 5) with ALLOY PRIMER

* recommendation



www.panaviaV5guide.eu

DESCRIPTION

One cement, all indications, predictable procedure. That is Panavia V5. PANAVIA™ V5 is our strongest cement ever developed. And with five shades, our most esthetic one too. This makes a totally new kind of dentistry possible, where you can be confident during cementation.

Prime the tooth. Roughen and prime the prosthetic. Apply your cement. That's it. There is no better way to durably cement your crown, single-wing cantilever bridge, core build-up and veneer. And if you work in a lab? Then you can be sure it's the most reliable way cement your implant abutments too. See, with just one prime procedure you cover all cement indications. And your patients? They will surely be impressed by the beautiful results of your prosthetic treatment.

INDICATIONS

- Cementation of crowns, bridges, inlays and onlays
- Cementation of veneers
- Cementation of adhesion bridges and splints
- Cementation of prosthetic restorations on implant abutments and frames
- Cementation of posts and cores
- Amalgam bonding

BENEFITS

- Covering all cement indications including adhesion bridges and veneers
- Automix application
- Available in five beautiful shades
- Easy application
- Low film thickness
- Easy clean-up of excess cement
- Improved Endo tip for easier root canal access
- Reliable marginal sealing
- High bond strength and mechanical stability
- High mechanical stability
- Fluoride releasing

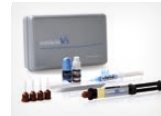
PRODUCT RANGE



#3600-EU PANAVIA™ V5 Professional Kit

Content 1 Syringe 2.4 ml (Universal (A2)), 1 Syringe 2.4 ml (Clear), 1 Syringe 2.4 ml (Brown (A4)), 1 Syringe 2.4 ml (White), 1 Syringe 2.4 ml (Opaque), 1 Try-in Pastes 1.8 ml (Universal (A2)), 1 Try-in Pastes 1.8 ml (Clear), 1 Try-in Pastes 1.8 ml (Brown (A4)),

1 Try-in Pastes 1.8 ml (White), 1 Try-in Pastes 1.8 ml (Opaque), 1 Tooth Primer 2 ml, 1 CLEARFIL™ CERAMIC PRIMER PLUS 2 ml, 1 K-ETCHANT Syringe 3 ml, 30 pcs. Mixing tip, 10 pcs. Endo tip, 50 pcs. Applicator brushed (fine <silver>), 1 Mixing dish, 20 pcs. Needle tip



PANAVIA™ V5 Standard Kit

#3601-EU Universal (A2)
#3602-EU Clear

Content 1 Syringe 4.6 ml, 1 Tooth Primer 2 ml, 1 CLEARFIL™ CERAMIC PRIMER PLUS 2 ml, 1 K-ETCHANT Syringe 3 ml, 15 pcs. Mixing tip, 5 pcs. Endo tip, 50 pcs. Applicator brushed (fine <silver>), 1 Mixing dish, 20 pcs. Needle tip



PANAVIA™ V5 Introductory Kit

#3604-EU Universal (A2)
#3605-EU Clear

Content 1 Syringe 2.4 ml, 1 Tooth Primer 2 ml, 1 CLEARFIL™ CERAMIC PRIMER PLUS 2 ml, 10 pcs. Mixing tip, 50 pcs. Applicator brushed (fine <silver>), 1 Mixing dish

#3626-EU Mixing tip (20 Pieces)
#3629-EU Endo tip (S) (20 Pieces)



PANAVIA™ V5 Paste
#3611-EU Universal (A2)
#3612-EU Clear
#3613-EU Brown (A4)
#3614-EU White
#3615-EU Opaque

Content 1 Syringe 4.6 ml, 20 pcs. Mixing tip



PANAVIA™ V5 Try-in Paste
#3621-EU Universal (A2)
#3622-EU Clear
#3623-EU Brown (A4)
#3624-EU White
#3625-EU Opaque

Each 1 Try-in Paste 1.8 ml

PRODUCT RECOMMENDATION



#3635-EU PANAVIA™ V5 Tooth Primer
1 bottle (4 ml)



#3637-EU CLEARFIL™ CERAMIC PRIMER PLUS
1 bottle (4 ml)



#3252-EU K-ETCHANT Syringe
Content 2 K-ETCHANT Syringes (3 ml), 40 needle tips

RESIN CEMENTS
DUAL-CURING

PANAVIA™ SA Cement Plus

NEW



www.cementationguide.eu

DESCRIPTION

Imagine one self-adhesive composite cement for almost all your cementation needs. PANAVIA™ SA Cement Plus simplifies it all.

The all-new PANAVIA™ SA Cement Plus Automix is now stronger and smarter than ever before. The dentin adhesive performance has been improved about 20% compared to PANAVIA™ SA Cement Automix¹. And for the first time ever, it is now possible to store your cement outside of the refrigerator². Thanks to the increased bond strength of PANAVIA™ SA Cement Plus, you can now cement adhesion bridges, too. And with the extended color range, including a transparent shade, your restorations will provide beautiful natural results.

What else is so smart about PANAVIA™ SA Cement Plus Automix? The handling is a breeze. You need only about half as much pressure to apply your cement. Removing the excess cement is as easy as before. And with a half as long light-curing time, your patients will be on their way home before they know it.

¹ Source: Kuraray Noritake Dental Inc.

² Below 25 °C

³ For conventional CLEARFIL™ SA CEMENT

INDICATIONS

- Cementation of crowns, bridges, inlays and onlays
- Cementation of prosthetic restorations on implant abutments and frames
- Cementation of adhesion bridges and splints
- Cementation of posts and cores
- Amalgam bonding

BENEFITS

- Wide indication coverage including adhesion bridges
- Easy storage at room temperature*
- Easy application with little pressure
- Improved Endo tip for easier root canal access
- Automix and Handmix delivery

* Below 25 °C

PRODUCT RANGE



#3382-EU PANAVIA™ SA Cement Plus Automix (Universal (A2))

Content 1 Syringe, Paste A and B: 8.0 g (4.6 ml), 20 Mixing tips

#3385-EU PANAVIA™ SA Cement Plus Automix Value Pack (Universal (A2))

Content 3 Syringes, Paste A and B: 8.0 g (4.6 ml), 40 Mixing tips, 10 Endo tips



#3383-EU PANAVIA™ SA Cement Plus Automix (White)

Content 1 Syringe, Paste A and B: 8.0 g (4.6 ml), 20 Mixing tips

#3386-EU PANAVIA™ SA Cement Plus Automix Value Pack (White)

Content 3 Syringes, Paste A and B: 8.0 g (4.6 ml), 40 Mixing tips, 10 Endo tips



#3384-EU PANAVIA™ SA Cement Plus Automix (Translucent)

Content 1 Syringe, Paste A and B: 8.0 g (4.6 ml), 20 Mixing tips

#3387-EU PANAVIA™ SA Cement Plus Automix Value Pack (Translucent)

Content 3 Syringes, Paste A and B: 8.0 g (4.6 ml), 40 Mixing tips, 10 Endo tips

ACCESSORIES

#3391-EU PANAVIA™ SA Cement Plus Automix Mixing tip (20 Pieces)

#3392-EU PANAVIA™ SA Cement Plus Automix Endo tip (20 Pieces)



DESCRIPTION

PANA VIA™ F 2.0 is a universal resin cement which shows high bond strength to tooth structures, metals and ceramics. PANAVIA™ F 2.0 has been regarded as a guarantee for permanent adhesive technique in the areas of all-ceramics and metal restorations, especially for high-quality and difficult restorations. It is recommended by leading universities as a premium product. The self-etching cement system prevents post-operative sensitivities and provides consistently good results. The anaerobic curing properties which do not begin until direct contact has been made with the restoration (no more contact with oxygen) and the flexible consistency make PANAVIA™ F 2.0 a popular aid in daily practice. Even after releasing fluoride, the cement maintains its high mechanical strength due to the special surface coating technology of sodium fluoride.

INDICATIONS

- Cementation of metal crowns and bridges, inlays and onlays
- Cementation of porcelain crowns, inlays, onlays and veneers
- Cementation of composite resin crowns, inlays and onlays
- Cementation of adhesion bridges



www.cementationguide.eu

- Cementation of endodontic cores and prefabricated posts
- Amalgam bonding

BENEFITS

- Reliable universal adhesive resin cement
- Anaerobic and dual-curing adhesive resin cement
- Cement system with a self-etching primer "ED Primer II" for the adhesion to tooth structure
- ALLOY PRIMER contained in the kit provides ideal adhesion to precious metal
- Work without time pressure thanks to definable curing time (anaerobic or light-curing)
- Fluoride releasing, but maintaining high mechanical strength due to the special surface coating technology of sodium fluoride

PRODUCT RANGE

Full Kit

#485-EU TC

#486-EU White

#487-EU Opaque

#488-EU Light

Content 1 PANAVIA™ F 2.0 A Paste: 5.0 g (2.3 ml),
1 PANAVIA™ F 2.0 B Paste: 4.6 g (2.3 ml),
1 ED Primer II Liquid A: 4 ml, 1 ED Primer II Liquid B: 4 ml,
1 ALLOY PRIMER: 1 ml, 1 PANAVIA™ F 2.0
OXYGUARD™ II: 6 ml; Accessories: see „Complete Kit“

Introductory Kit

#480-EU TC

#481-EU White

#482-EU Opaque

#483-EU Light

Content 1 PANAVIA™ F 2.0 A Paste: 2.1 g (1 ml),
1 PANAVIA™ F 2.0 B Paste: 1.9 g (1 ml),
1 ED Primer II Liquid A: 1 ml, 1 ED Primer II Liquid B: 1 ml,
1 PANAVIA™ F 2.0 OXYGUARD™ II: 1.5 ml

+ accessories

REFILL

#493-EU PANAVIA™ F 2.0 A Paste: 5.0 g (2.3 ml)

#497-EU PANAVIA™ F 2.0 B Paste (Light): 4.6 g (2.3 ml)

#496-EU PANAVIA™ F 2.0 B Paste (Opaque): 4.6 g (2.3 ml)

#494-EU PANAVIA™ F 2.0 B Paste (TC): 4.6 g (2.3 ml)

#495-EU PANAVIA™ F 2.0 B Paste (White): 4.6 g (2.3 ml)

#491-EU ED Primer II Liquid A: 4 ml

#492-EU ED Primer II Liquid B: 4 ml

#490-EU OXYGUARD™ II: 6 ml

#917-EU OXYGUARD™ II: Disposable nozzle: 20 pcs.

PRODUCT RECOMMENDATIONS



#064-EU

ALLOY PRIMER: 5 ml



#3637-EU













CLEARFIL™ CERAMIC PRIMER PLUS

BIBLIOGRAPHY

- Boullaquet, S., Troesch, S., Wataha, J. C., Krejci, I., Meyer, J. M., Pashley, D. H.: Microtensile bond strength between adhesive cements and root canal dentin. Dent-Mater. 2003 May; 19(3): 199-205.
- Qualtrough, A. J., Chandler, N. P., Purton, D. G.: A comparison of the retention of tooth-colored posts. Quintessence-Int. 2003 Mar; 34(3): 199-201.
- Ari, H., Yasar, E., Belli, S.: Effects of NaOCl on bond strengths of resin cements to root canal dentin. J-Endod. 2003 Apr; 29(4): 248-51.
- Ozturk, N., Aykent, F.: Dentin bond strengths of two ceramic inlay systems after cementation with three different techniques and one bonding system. J-Prosthet-Dent. 2003 Mar; 89(3): 275-81.
- Foxton, R. M., Pereira, P. N., Masatoshi, N., Tagami, J., Miura, H.: Long-term durability of the dual-cure resin cement/silicon oxide ceramic bond. J-Adhes-Dent. 2002 Summer; 4(2): 125-35.

RESTORATIVE COMPOSITES

OVERVIEW

		Class I	Class II	Class III	Class IV	Class V
CLEARFIL MAJESTY™ ES-2						
CLEARFIL MAJESTY™ ES Flow		●	●	●	●	●
CLEARFIL MAJESTY™ Posterior		●	●	●	●	()
CLEARFIL MAJESTY™ Flow		●	●	(●)	()	●
CLEARFIL™ AP-X		●	●	●	●	●
CLEARFIL™ PHOTO Bright				●	●	●
CLEARFIL™ PHOTO Posterior		●	●			

Light-curing	Radiopaque	Contains color shades	Page number
●	●	Classic shades: 18 Premium shades: 18	38
●	●	12	40
●		6	42
●	●	9	44
●	●	14	46
●	●	18	48
●	●	6	50

(): possible

**RESTORATIVE
COMPOSITES**
UNIVERSAL COMPOSITE,
LIGHT-CURING

CLEARFIL MAJESTY™ ES-2



DESCRIPTION

Using composite resins for an esthetic restoration poses many challenges. One of these is easily detecting filled parts and margin lines between the composite resin and the natural tooth.

CLEARFIL MAJESTY™ ES-2 is designed to solve these esthetic issues in daily work. Thanks to the new brightness based shade-taking method, outstanding esthetic restorations can be achieved. A wide range of shades – including four different transparency shades – and an easy-to-choose shade and layering method constitute a highly remarkable innovation.

CLEARFIL MAJESTY™ ES-2 consists of Classic shades for the single-shade technique and Premium shades for the dual-shade technique. The two systems can cover almost any restorative case in daily practice.

Kuraray Noritake Dental believes that the brightness is the most important aspect in order to match a composite restoration with the natural teeth. With CLEARFIL MAJESTY™ ES-2 Kuraray has adopted the brightness based shade-taking method and the new Shade Guide for more precise shade choice.

INDICATIONS

- Direct restorations for all cavity classes in anterior and posterior teeth
- Direct veneers
- Correction of tooth position and shape (e.g. diastema closure, dwarfed tooth, etc.)
- Intraoral repairs of fractured restorations

BENEFITS

- New brightness approved by VITA™
- Marvelous color blending effect
- Wide range of shades, including four different transparency shades
- Intuitive shade choice and layering method

PRODUCT RANGE



#3010-EU Syringe Professional Kit

Content Classic A1, A2, A3, A3.5, Premium A1E, A2E, A3E, A3.5E, A1D, A2D, A3D, A3.5D: 1 syringe per shade (3.6 g/2.0 ml) + Clear, Amber, Blue, Gray: 1 syringe per shade (1.8 g/0.9 ml) + Shade Guide



#3100-EU PLT Professional Kit

Content Classic A1, A2, A3, A3.5, Premium A1E, A2E, A3E, A3.5E, A1D, A2D, A3D, A3.5D, Clear, Amber, Blue, Gray: 5 tips per shade (0.25 g) + Shade Guide

#3012-EU Syringe Introductory Kit

Content Classic A2, Premium A2D, A2E:
1 syringe per shade (1.2 g/0.7 ml)

#3102-EU PLT Introductory Kit

Content Classic A2, Premium A2E, A2D:
5 tips per shade (0.25 g)

SHADE GUIDE



#3000-EU
All Shades

#3001-EU
Shade guide compact
Content A1, A2, A3, A3.5, A4, B1, B2, B3, B4, C1, C2, C3, C4, D2, D3, XW, W

Syringe Refill

Classic (3.6 g/2.0 ml)	Premium (3.6 g/2.0 ml)
#3020-EU A1	#3050-EU A1E
#3021-EU A2	#3051-EU A2E
#3022-EU A3	#3052-EU A3E
#3023-EU A3.5	#3053-EU A3.5E
#3024-EU A4	#3054-EU A4E
#3025-EU KA6	#3055-EU XWE
#3026-EU B1	#3056-EU WE
#3027-EU B2	#3057-EU A1D
#3028-EU B3	#3058-EU A2D
#3029-EU B4	#3059-EU A3D
#3030-EU C1	#3060-EU A3.5D
#3031-EU C2	#3061-EU A4D
#3032-EU C3	#3062-EU XWD
#3033-EU C4	#3063-EU WD
#3034-EU D2	Premium (1.8 g/0.9 ml)
#3035-EU D3	#3064-EU Clear
#3036-EU XW	#3065-EU Amber
#3037-EU W	#3066-EU Blue
	#3067-EU Gray

PLT Refill

Classic (20 tips x 0.25 g)	Premium (10 tips x 0.25 g)
#3110-EU A1	#3140-EU A1E
#3111-EU A2	#3141-EU A2E
#3112-EU A3	#3142-EU A3E
#3113-EU A3.5	#3143-EU A3.5E
#3114-EU A4	#3144-EU A4E
#3115-EU KA6	#3145-EU XWE
#3116-EU B1	#3146-EU WE
#3117-EU B2	#3147-EU A1D
#3118-EU B3	#3148-EU A2D
#3119-EU B4	#3149-EU A3D
#3120-EU C1	#3150-EU A3.5D
#3121-EU C2	#3151-EU A4D
#3122-EU C3	#3152-EU XWD
#3123-EU C4	#3153-EU WD
#3124-EU D2	#3154-EU Clear
#3125-EU D3	#3155-EU Amber
#3126-EU XW	#3156-EU Blue
#3127-EU W	#3157-EU Gray

PRODUCT RECOMMENDATIONS



#3571-EU
CLEARFIL™
Universal Bond Quick Kit



#2890-EU
CLEARFIL™
S³ BOND PLUS Set



#1970 EU
CLEARFIL™
SE BOND Kit

RESTORATIVE COMPOSITES

UNIVERSAL FLOWABLE COMPOSITE,
LIGHT CURING

CLEARFIL MAJESTY™ ES Flow



DESCRIPTION

CLEARFIL MAJESTY™ ES Flow is an universal flowable composite. Thanks to Kuraray Noritake Dental's Silane technology millions of fillers now fit into the composite enabling beautiful and also durable restorations. The product's esthetical and physical properties make it ideal for both, anterior and posterior restorations.

An excellent polishability in combination with an ideal color adaptation results instantly in a natural enamel gloss. Polishing near the gingiva or proximal areas is done in seconds. And with the new color range XW to KA6 plus the new dentin colors A2D and A3D nature's variation is restored easily. Also the consistency is improved. The composite just stays where it belongs. And with a flexural strength of 150 MPa CLEARFIL MAJESTY™ ES Flow is so strong that even Class I and II restorations can be created.



Rated the #1 Flowable
Composite by REALITY 2016



INDICATIONS

- Direct restorations for all cavity classes (e.g. root surface caries, v-shape defects), cervical lesions, tooth wear, and tooth erosion
- Cavity base / liner
- Correction of tooth position and tooth shape (e.g. diastema closure, tooth malformation)
- Intraoral repairs of fractured restorations

BENEFITS

- Universal flowable composite
- Enamel gloss
- Excellent and fast polishability
- Ideal color adaptation
- Wide color range including dentin colors
- Wide indication range including even Class I and II
- High mechanical strength
- Esthetic and durable restorations



PRODUCT RANGE

Syringes

15 needle tips per syringe pack


#3301-EU	A1	(2.7 g/1.5 ml)
#3302-EU	A2	(2.7 g/1.5 ml)
#3303-EU	A3	(2.7 g/1.5 ml)
#3304-EU	A3.5	(2.7 g/1.5 ml)
#3305-EU	A4	(2.7 g/1.5 ml)
#3306-EU	KA6	(2.7 g/1.5 ml)
#3307-EU	B1	(2.7 g/1.5 ml)
#3308-EU	B2	(2.7 g/1.5 ml)
#3309-EU	XW	(2.7 g/1.5 ml)
#3310-EU	A2D	(2.7 g/1.5 ml)
#3311-EU	A3D	(2.7 g/1.5 ml)
#3312-EU	W	(2.7 g/1.5 ml)



#3331-EU

Needle tips: 20 tips

SHADE GUIDE




#3000-EU Shade guide
All shades

#3001-EU Shade guide compact
Content A1, A2, A3, A3.5, A4, B1, B2, B3, B4, C1, C2, C3, C4, D2, D3, XW, W

PRODUCT RECOMMENDATIONS



#1970-EU
CLEARFIL™ SE BOND
Kit



#3571-EU
CLEARFIL™ Universal Bond Quick
Kit



#2890-EU
CLEARFIL™ S³ BOND PLUS
Set

RESTORATIVE COMPOSITES

POSTERIOR COMPOSITE, LIGHT-CURING

CLEARFIL MAJESTY™ Posterior



DESCRIPTION

CLEARFIL MAJESTY™ Posterior is a light-curing, nano-superfilled, radiopaque restorative posterior composite resin composed of a nano and micro inorganic filler treated with a proprietary new surface coating technology. The new surface technology permits a larger quantity of nanofiller to be dispersed in the resin matrix, a matrix which consists of monomer and microfiller. The resulting resin matrix is reinforced with a filler loading of 92 wt% (82 vol%).

CLEARFIL MAJESTY™ Posterior has an improved high surface hardness close to that of human enamel (high wear resistance, but friendly against an antagonist tooth), high mechanical strength (compressive strength: 504 MPa, flexural strength: 177 MPa), high durability, high curing depth, low polymerization shrinkage (1.5 vol%) and a low thermal expansion coefficient. These features assure a reliable posterior restoration with better marginal adaptation and a restoration that will last. In spite of the extremely high filler loading, CLEARFIL MAJESTY™ Posterior also has an easy shapable consistency and the high refractive matrix also provides another essential benefit, a very minor transparency shift after light-curing.



INDICATIONS

- Direct restorations for anterior and posterior teeth (Class I – V cavities)
- Correction of tooth position and tooth shape (e.g. diastema closure, dwarfed tooth, etc.)
- Intraoral repairs of fractured crowns/bridges

BENEFITS

- Highest filler loading (92 wt%, 82 vol%)
- High surface hardness, close to human enamel (high wear resistance), but friendly against an antagonist tooth
- High physical properties (mechanical strength, durability) and high curing depth
- Low polymerization shrinkage and low thermal expansion
- Better marginal adaptation even for a long time period
- Easy handling
- Versatile, simple, accurate shade selection for posterior restorations

PRODUCT RANGE

Syringes	
#2581-EU A2	(4.9 g / 2.0 ml)
#2582-EU A3	(4.9 g / 2.0 ml)
#2583-EU A3.5	(4.9 g / 2.0 ml)
#2586-EU B2	(4.9 g / 2.0 ml)
#2590-EU XL (Extra Light)	(4.9 g / 2.0 ml)
#2597-EU OA3	(4.9 g / 2.0 ml)

PLTs	
#2692-EU A2	(20 x 0.25 g / 0.1 ml)
#2693-EU A3	(20 x 0.25 g / 0.1 ml)
#2694-EU A3.5	(20 x 0.25 g / 0.1 ml)
#2695-EU B2	(20 x 0.25 g / 0.1 ml)
#2697-EU XL	(20 x 0.25 g / 0.1 ml)
#2704-EU OA3	(20 x 0.25 g / 0.1 ml)

#2572-EU CLEARFIL MAJESTY™ Posterior shade guide



PRODUCT RECOMMENDATIONS



#1970-EU
CLEARFIL™ SE BOND Kit



#2890-EU
CLEARFIL™ S³ BOND PLUS Set

BIBLIOGRAPHY

- W. Dasch, U. Lohbauer and A. Petschelt: Volumetric Polymerization Shrinkage Characteristics of Resin Materials for Different Indications. IADR, 2006 Abstract #2464.

RESTORATIVE COMPOSITES

FLOWABLE COMPOSITE, LIGHT-CURING

CLEARFIL MAJESTY™ Flow



DESCRIPTION

CLEARFIL MAJESTY™ Flow is a flowable, superfilled, light-curing, radiopaque restorative composite resin with the filler particles treated with a proprietary new surface coating technology. The resulting resin matrix is reinforced with a high filler loading of 81 wt%, a loading similar to many universal composite resins. In addition to the high filler loading, CLEARFIL MAJESTY™ Flow has a low viscosity for good handling and easy placement. CLEARFIL MAJESTY™ Flow exhibits high mechanical properties (compressive strength: 329 MPa, flexural strength: 145 MPa), high wear resistance, high radiopacity (290 %AI) and very low polymerization shrinkage. These features make it a very versatile product with multiple uses including as a universal composite resin (e.g. Class I, II).

CLEARFIL MAJESTY™ Flow has an excellent consistency (appropriate flowability, and is not runny or sticky). Equally significant is the new CLEARFIL MAJESTY™ Flow dispenser, a new syringe that provides nearly bubble free and controllable dispensing as well as dramatically easy handling.



INDICATIONS

- Direct restorations for anterior and posterior teeth (Class I - III, V cavities, cervical caries, root erosion)
- Cavity base / liner
- Intraoral repairs of fractured crowns/bridges/ composite resin

BENEFITS

- High filler loading (81 wt%, 62 vol%) and low viscosity
- Low shrinkage and high physical properties (mechanical strength, wear resistance, durability)
- Multiple uses - including as a universal composite resin
- Excellent consistency (appropriate flowability, that is not runny or sticky)
- Easy handling (bubble free and controllable) with the new ergonomic syringe
- Versatile shade selection for multiple uses

PRODUCT RANGE

Syringes

#2610-EU A1	(3.2 g/1.5 ml)
#2611-EU A2	(3.2 g/1.5 ml)
#2612-EU A3	(3.2 g/1.5 ml)
#2613-EU A3.5	(3.2 g/1.5 ml)
#2614-EU A4	(3.2 g/1.5 ml)
#2616-EU B2	(3.2 g/1.5 ml)
#2618-EU C3	(3.2 g/1.5 ml)
#2621-EU Cv (Cervical)	(3.2 g/1.5 ml)
#2632-EU OA3	(3.2 g/1.5 ml)

#2602-EU CLEARFIL MAJESTY™ Flow shade guide



#1015-EU Needle tips: 20 tips



PRODUCT RECOMMENDATIONS



#1970-EU
CLEARFIL™ SE BOND Kit



#2890-EU
CLEARFIL™ S³ BOND PLUS Set


BIBLIOGRAPHY

Takada, J. Sugizaki, M. Morigami, S. Uno and T. Yamada:
Development of a New Flowable Composite Clearfil Majesty
Flow. IADR, 2007 Abstract #2690, New Orleans.

RESTORATIVE COMPOSITES

UNIVERSAL COMPOSITE, LIGHT-CURING

CLEARFIL™ AP-X



DESCRIPTION

CLEARFIL™ AP-X is a light-curing, radiopaque universal composite resin which combines accurate color matching, best polishing qualities, and outstanding physical features. Thanks to these properties, it is suitable for both anterior and posterior tooth restorations. Its composition ensures optimum viscosity so that it can be polished easily and makes layering more simple.

INDICATIONS

- Class I, II, V restorations of posterior teeth
- Class III, IV, V restorations of anterior teeth
- Cervical cavities or defects involving root surfaces

BENEFITS

- Superior physical properties
- High resistance and long-lastingness
- High polishability
- Accurate color matching
- Radiopaque

- Easy handling
- Does not stick to instruments
- Available in syringes and PLTs
- Clinically proven since 1993

PRODUCT RANGE

Color shades available in maxi-syringes à 4.6 g (2 ml)

#1721-EU A2
 #1722-EU A3
 #1723-EU A3.5
 #1724-EU A4
 #1725-EU B2
 #1726-EU B3
 #1727-EU B4
 #1732-EU C1
 #1728-EU C2
 #1729-EU C3
 #1730-EU C4
 #1733-EU CL
 #1734-EU HO
 #1731-EU XL

Color shades available in PLTs (0.2 g)

#1721-E2 A2	20 tips
#1722-E2 A3	20 tips
#1723-E2 A3.5	20 tips
#1724-E2 A4	10 tips
#1725-E2 B2	20 tips
#1726-E2 B3	20 tips
#1734-E2 HO	10 tips
#1731-E2 XL	20 tips

#935-EU Shade guide

5 CONVINCING ADVANTAGES OF AP-X

1. High wear resistance

CLEARFIL™ AP-X is a micro-hybrid composite heavy filled with fine barium glass particles in high density by 86 wt % (70 vol %). This is one of the reasons for the unusually high wear and fracture resistance performed by CLEARFIL™ AP-X. A truly convincing value for durable posterior restorations.

2. Excellent polishability

The high number of fine filler particles (smallest 0.04 µm) provides excellent polishability. As an effect, esthetic results can be achieved, perfectly suited for challenging anterior restorations.

3. Low polymerization shrinkage

In addition, the high dense filler content is one of the reasons for a very low polymerization shrinkage of 1.9 % which reduces stress forces against cavity walls dramatically. As an effect, the risk of post-operative sensitivities and secondary caries due to marginal leakage is limited.

4. Visible radiopacity

The absence of marginal gaps can easily be followed-up as the material offers excellent radiopacity for x-ray evaluations due to its high percentage in barium glass particles.

5. Easy handling

With a special non-sticky formula, CLEARFIL™ AP-X does not stick to any instruments or contact matrix. On the one hand the material offers convenient adaptation towards additional composite layers and is therefore optimally suited for anterior restorations. On the other hand the consistency of CLEARFIL™ AP-X is more than adequate to allow precise shaping in posterior areas. Convenient PLTs improve the application process and ensure hygienic treatment.

RESTORATIVE COMPOSITES

ANTERIOR COMPOSITE, LIGHT-CURING

CLEARFIL™ PHOTO BRIGHT



DESCRIPTION

CLEARFIL™ PHOTO BRIGHT is an esthetic anterior composite with proven Kuraray technology, excellent handling properties and a beautiful selection of colors. Excellent mechanical and physical properties are essential for the durability and esthetics of a restoration. The balanced filler composition and excellent bonding with the resin matrix make CLEARFIL™ PHOTO BRIGHT unique, resulting in a natural looking restoration, excellent polishability and a strong and long-lasting restoration which also preserves a long-term brilliance. The addition of fluorescence make CLEARFIL™ PHOTO BRIGHT complete.

INDICATIONS

- Anterior restorations (classes III, IV)
- Class V restorations (cervical caries, root erosion, wedge-shaped defects)

BENEFITS

- Broad range of color shades
- Simple use
- Does not stick to instruments
- Excellent physical and mechanical properties
- Ideal for the preparation of composite veneers
- Fluorescence

PRODUCT RANGE

1 syringe: 3.4 g/2.0 ml

- #2858-EU B (Cv)
- #2852-EU DG (C3)
- #2851-EU DGO (OC2)
- #2843-EU DY (A3)
- #2855-EU DYO (OA3)
- #2844-EU G (A3.5)
- #2846-EU L (B1)
- #2853-EU LO (OA1)
- #2847-EU U (B2)
- #2841-EU UL (A1)
- #2854-EU UO (OA2)
- #2842-EU US (A2)
- #2848-EU UY (B2.5)
- #2845-EU XL (B0.5)
- #2849-EU Y (B3)
- #2850-EU YB (B4)
- #2857-EU YBO (OB4)
- #2856-EU YO (OB3)

#2840-EU Shade guide

COLOR CODE

See Page 100 for definition.

RESTORATIVE COMPOSITES

POSTERIOR COMPOSITE, LIGHT-CURING

CLEARFIL™ PHOTO POSTERIOR



DESCRIPTION

CLEARFIL™ PHOTO POSTERIOR is a light-curing radio-paque composite for restorations in the posterior area. It stands out for its excellent processing, exceptional adhesion, superior marginal sealing, and high resistance to wear. A selection of six color shades enables the construction of esthetic and durable restorations. The report by Prati et al. (University Bologna) described superior results for CLEARFIL™ PHOTO POSTERIOR.

INDICATIONS

- Posterior restorations (classes I, II and V)

BENEFITS

- High strength and durability
- High wear resistance
- Radiopaque
- Easy handling
- Smoothly polishable surface

PRODUCT RANGE

1 syringe: 4.7 g/2 ml
(available color shades)

#561-EU US

#562-EU UY

#563-EU UL

#564-EU G

#565-EU B

#567-EU XL

COLOR CODE

See Page 98 for definition.

BIBLIOGRAPHY

- M. Özcan: Inlay-retained FRC Restorations on Abutments with Existing Restorations: 6-year Results. IADR, 2010 Abstract #106, Barcelona.

**RESTORATIVE
COMPOSITES**
OPAQUE RESIN, LIGHT-CURING

CLEARFIL™ ST OPAQUER



DESCRIPTION

CLEARFIL™ ST OPAQUER is a light-curing opaque resin, especially indicated to mask underlying metal darkness and tooth discoloration.

INDICATIONS

- Masking of the metal during intraoral repair of porcelain fused-to-metal crowns
- Masking of metal in restoration of post and core crowns
- Lightening of stained or discolored teeth in porcelain or composite veneer restorations
- Masking of pulp capping materials

BENEFITS

- High opacity
- Immediate coverage of metal by first coat

PRODUCT RANGE

- #636-EU L, 1 syringe: 4.0 g
- #637-EU US, 1 syringe: 4.0 g

COLOR CODE

See Page 98 for definition.



#1971-EU

CLEARFIL™ REPAIR

[The Universal Repair Set](#)

CLEARFIL™ REPAIR is a universal adhesive system, usable in many ways, which allows the direct repair of fractured restorations in only a few minutes.

PRODUCT RECOMMENDATIONS



#064-EU




ALLOY PRIMER: 5 ml

[Preparation of the metal surface](#)

When a restoration of precious or non-precious alloys is used, they should first be sandblasted or roughened to optimize the adhesion properties and pretreated for 5 seconds with ALLOY PRIMER.

CORE BUILD-UP MATERIALS

OVERVIEW

		Core build-up	Post cementation	Self-curing	Light-curing
CLEARFIL™ DC CORE PLUS		•	•	(•)	•
CLEARFIL™ PHOTO CORE		•			•
CORE FORMS		•			

Radiopaque	Contains color shades	Page number
●	2	54
●	1	56
		62

() : self-curing properties

CORE BUILD-UP
AUTOMIXING, DUAL-CURING

CLEARFIL™ DC CORE PLUS



DESCRIPTION

CLEARFIL™ DC CORE PLUS is a dual-cure (light-cure with self-curing property) two-component core build-up material supplied in an automix delivery system for esthetic and reliable restorations. The self-curing property of this new core material is the perfect solution for those areas of the root canal which are not accessible for light. For all other areas the curing time can be sped up by light-curing.

For core build-up restorations it is essential to reduce the risk of contamination by a short and easy application procedure. CLEARFIL™ DC CORE PLUS is designed for a stress-less application thanks to the simplified procedure, optimal paste handling, and a working time of only 3 minutes. For all steps, applying to the root canal and the core build-up, you can easily use the same mixing tip.



INDICATIONS

- Core build-up restorations of vital and non-vital tooth

BENEFITS

- Minimal risk of debonding and root fracture thanks to proper elastic modulus similar to dentin
- Easy-to-use, stress-less clinical procedure
- Dual-curing composite (light-curing with self-curing property)
- Direct application with the Automix syringe
- Radiopaque

PRODUCT RANGE



#2942-EU Dentin

#2943-EU White

Content 1 syringe (17.9 g/9 ml) in corresponding color, 20 mixing tips, 10 guide tips (L), 10 guide tips (S)

ACCESSORIES

#1022-EU Dispensing dish

#1023-EU Light blocking plate

#1024-EU 50 Applicator brushes (fine)

#1025-EU 50 Applicator brushes (endo)

#1029-EU Guide Tips (L): 20 tips

#1030-EU Guide Tips (S): 20 tips

#1031-EU Mixing Tips: 20 tips

PRODUCT RECOMMENDATIONS




CLEARFIL™ DC CORE PLUS **Kit**

#2940-EU Dentin

#2941-EU White

Content CLEARFIL™ DC CORE PLUS: 1 syringe (17.9 g/9 ml) in corresponding color; CLEARFIL™ S³ BOND PLUS: 1 bottle (1 ml); Accessories: 20 mixing tips, 10 guide tips (L), 10 guide tips (S), 50 applicator brushes (Endo), 1 dispensing dish, 1 light blocking plate



#3571-EU

CLEARFIL™ Universal Bond Quick Kit



#991-EU CORE FORMS

Intro Kit (10 pcs.):

size 1 (1), size 2 (2), size 3 (2), size 4 (2), size 5 (2), size 6 (1)



#992-EU CORE FORMS

Full Assortment (60 pcs.):

10 pcs. of size 1, 2, 3, 4, 5 and 6



#2832-EU

CLEARFIL™ DISPENSER (10 ml)
(for CLEARFIL™ CORE PLUS)

BIBLIOGRAPHY

- Thitthaweerat, S., Nakajima, M., Tagami, J.: Micro-tensile bond strength of a newly-developed resin core system (MTB-200/NDC-100) to root canal dentin. 135th Meeting of the Japanese Society of Conservative Dentistry, Osaka, 2011 #A8 (others).
- Suzuki, K., Kawana, M., Takei, M., Kawashima, M.: Characteristics of a New Core Build-up System "NDC-100" and "MTB-200". 89th IADR, 2011 Abstract #1110, San Diego USA.
- Takeuchi, A., Nishimura, M., Hoshika, T., Nishitani, M., Yoshiyama, M.: A study of newly designed resin core system. 135th Meeting of the Japanese Society of Conservative Dentistry, Osaka, 2011 #P71 (restorative).
- Matsumoto, M., Miura, J., Yatani, H.: Evaluation of adhesion of newly developed resin composite to radicular dentin in a direct resin core build-up method. 135th Meeting of the Japanese Society of Conservative Dentistry, Osaka, 2011 #P72 (restorative).

CORE BUILD-UP
LIGHT-CURING

CLEARFIL™ PHOTO CORE

DESCRIPTION

CLEARFIL™ PHOTO CORE is a light-curing core build-up composite for the most demanding esthetic requirements. The material has a balanced filler share (83 wt%, 68 vol%) which has been specifically selected for the construction of dependable core build-ups. The material cures completely to a depth of 7 mm in just 40 seconds which is unique. Thus clinicians are able to simplify their procedure by eliminating copper bands and matrix bands and incremental layering, especially when using CORE FORMS. CLEARFIL™ PHOTO CORE cuts like dentin after curing, is radiopaque and does not stick to instruments during application thanks to its special formula. With a compressive strength of 334 MPa, CLEARFIL™ PHOTO CORE is ideal for small or large CORE FORMS on vital or devital teeth.



INDICATIONS

- Restorations where a light-curing composite for core build-up is required

BENEFITS

- Actual polymerization depth of 7 mm
- No increments needed with Core Forms
- Esthetic transparent shade
- Cutting like dentin
- Easy handling
- Radiopaque
- Non stick formulation

PRODUCT RANGE

- #355-EU 3 syringes: 4.4 g/2 ml
- #356-EU 1 syringe: 4.4 g/2 ml
- #366-EU 30 PLTs: 0.4 g each

BIBLIOGRAPHY

- Monticelli F, Osorio R, Albaladejo A, Aguilera FS, Ferrari M, Tay FR, Toledano M: Effects of adhesive systems and luting agents on bonding of fiber posts to root canal dentin. *J Biomed Mater Res B Appl Biomater.* 2005 Oct 21.
- Kajihara H, Suzuki S, Minesaki Y, Kurashige H, Tanaka T: Effect of filler loading on resin cement bonding to silanized build-up composites. *Am J Dent.* 2005 Apr;18(2):109-12.
- Bolhuis P, de Gee A, Feilzer A: The influence of fatigue loading on the quality of the cement layer and retention strength of carbon fiber post-resin composite Core restorations. *Oper Dent.* 2005 Mar-Apr;30(2):220-7.
- Naumann M, Blankenstein F, Dietrich T: Survival of glass fibre reinforced composite post restorations after 2 years-an observational clinical study. *J Dent.* 2005 Apr;33(4):305-12. Epub 2004 Dec 10.
- O'Keefe KL, Powers JM.: Adhesion of resin composite Core materials to dentin. *Int J Prosthodont.* 2001 Sep-Oct;14(5):451-6.
- Aksommuang J, Nakajima M, Foxton RM, Tagami J: Effect of prolonged photo-irradiation time of three self-etch systems on the bonding to root canal dentine. *J Dent.* 2005 Oct 15.

CORE BUILD-UP
SELF-CURING

CLEARFIL™ CORE (CLEARFIL™ CORE NEW BOND)



DESCRIPTION

CLEARFIL™ CORE is a self-curing composite core build up material (filler contents: 78 wt%, 63 vol%) that has a unique shade and high compressive strength. It is especially suitable for the construction of immediate core build-ups. The contrasting esthetically sound color, the good adhesive properties, the characteristic setting qualities and hardness, which can be compared to dentin, make it possible to build a dependable substructure very simply. CLEARFIL™ CORE is suitable for the construction of both vital and devital teeth.



INDICATIONS

- Core build-up of vital or devital teeth

BENEFITS

- Cutting like dentin
- Economical use
- Simple handling
- Radiopaque
- Predictable curing
- Neutral color shade

PRODUCT RANGE



#315-EU Kit

Content 1 catalyst paste (23 g), 1 universal paste (21 g)

BIBLIOGRAPHY

- Monticelli F, Osorio R, Albaladejo A, Aguilera FS, Ferrari M, Tay FR, Toledano M: Effects of adhesive systems and luting agents on bonding of fiber posts to root canal dentin. *J Biomed Mater Res B Appl Biomater.* 2005 Oct 21.
- Kajihara H, Suzuki S, Minesaki Y, Kurashige H, Tanaka T: Effect of filler loading on resin cement bonding to silanized build-up composites. *Am J Dent.* 2005 Apr;18(2):109-12.
- Bolhuis P, de Gee A, Feilzer A: The influence of fatigue loading on the quality of the cement layer and retention strength of carbon fiber post-resin composite Core restorations. *Oper Dent.* 2005 Mar-Apr;30(2):220-7.
- Naumann M, Blankenstein F, Dietrich T: Survival of glass fibre reinforced composite post restorations after 2 years-an observational clinical study. *J Dent.* 2005 Apr;33(4):305-12. Epub 2004 Dec 10.
- O'Keefe KL, Powers JM.: Adhesion of resin composite Core materials to dentin. *Int J Prosthodont.* 2001 Sep-Oct;14(5):451-6.
- Aksommuang J, Nakajima M, Foxton RM, Tagami J: Effect of prolonged photo-irradiation time of three self-etch systems on the bonding to root canal dentine. *J Dent.* 2005 Oct 15.



DESCRIPTION

The practical Core Forms have been developed for the preparation of dependable core build-ups. The creation of a core build-up without any air bubbles or porosity can be achieved within a short treatment time with the combination of CLEARFIL™ DC CORE AUTOMIX, CLEARFIL™ PHOTO CORE, or CLEARFIL™ Core.

INDICATIONS

- Simplifies a faster and efficient core build-up

BENEFITS

- Avoids increments
- Reduces material consumption and simplifies preparation
- 6 different sizes
- Easy removal

PRODUCT RANGE

#991-EU **Intro Kit**

Content (10 pcs.): size 1 (1), size 2 (2), size 3 (2), size 4 (2), size 5 (2), size 6 (1)

#992-EU **Full Assortment**

Content (60 pcs.): 10 pcs of size 1, 2, 3, 4, 5 and 6

REFILL

Available sizes in packages of 10

#993-EU size 1

#994-EU size 2

#995-EU size 3

#996-EU size 4

#997-EU size 5

#998-EU size 6

CARIES DETECTION DEVICE

CARIES DETECTOR

THE
ORIGINAL!



Rated the #1 Caries Detecting
Dyes by REALITY 2016

DESCRIPTION

CARIES DETECTOR is an excellent means of detecting caries and plays a major role in maintaining and preserving teeth. It provides support for the excavation of the demineralized outer tooth hard structure affected by the caries, making it possible to remove the caries as completely as possible. At the same time, it makes sure that as little healthy dentin which can be remineralized is removed as possible, secures pulp vitality, and preserves the healthy tooth structure. Numerous studies have shown that it is not possible to distinguish, either optically or mechanically using the sensor test, between irreversibly diseased dentin and healthy dentin which can be remineralized. Using CARIES DETECTOR, you can confidently proceed with the excavation because only the irreversibly diseased dentin is stained red.

INDICATIONS

- Disclosing caries dentin in cavity preparations

BENEFITS

- Fast and easy use
- Free from side effects
- Preserves healthy tooth hard substance
- Stains tooth hard structure red changed by caries during all preparatory measures in the cavities
- Does not stain remineralizable caries-affected dentin

PRODUCT RANGE

#220-EU 1 bottle: 6 ml

PRODUCT RECOMMENDATION



#3571-EU

CLEARFIL™ Universal Bond Quick
Kit



#1970-EU

CLEARFIL™ SE BOND
Kit

PROPHYLAXIS
DESENSITIZING

TEETHMATE™ DESENSITIZER



DESCRIPTION

TEETHMATE™ DESENSITIZER is the first desensitizer that offers a real solution for sensitivity. Kuraray Noritake Dental designed this product to create the human body's hardest mineral, hydroxyapatite (HAp). So from now on, sensitivity can be treated with confidence to close dentinal tubules and enamel cracks.

TEETHMATE™ DESENSITIZER can be used to close exposed or prepared dentin and also before and after bleaching. TEETHMATE™ DESENSITIZER can be used in combination with the favorite adhesive or cement as well. This is a brand new product on the European market, and received great appreciation among dentists already in Japan.

Various studies show that the application of TEETHMATE™ DESENSITIZER is effective and occludes the dentinal tubules reducing the dentinal fluid movement and the consequent hypersensitivity. This product is very easy to apply; just mix the powder and the liquid for 15 seconds, apply for 30 seconds on the sensitive area (one or more teeth) and then rinse with a mild water flow.



Rated the #1 Caries Detecting
Dyes by REALITY 2016

INDICATIONS

- Treatment of dentin exposed by toothbrush abrasion, gingival recession, periodontal disease and/or acid erosion
- Treatment of dentin after mechanical tooth cleaning, scaling and/or root planing
- Treatment of the tooth surface before and after bleaching
- Treatment of prepared dentin for fillings and/or prosthetic restorations

BENEFITS

- First desensitizer that creates hydroxyapatite
- Natural, tissue friendly and neutral taste
- Easy to apply
- Invisible and durable

PRODUCT RANGE

#1210-EU Set

Content Powder (6 g), liquid (4.8 ml), 1 mixing dish, 1 measuring spoon, 50 applicator brushes

#1215-EU Introductory Set

Content Powder (1.2 g), liquid (1.0 ml), 1 mixing dish, 1 measuring spoon, 50 applicator brushes

#1216-EU Powder (6 g)

#1217-EU Liquid (4.8 ml)

ACCESSORIES

#1220-EU 1 measuring spoon

#1221-EU 50 applicator brushes

PRODUCT RECOMMENDATIONS



PANAVIA™ V5 Standard Kit

#3601-EU Universal (A2)

#3602-EU Clear



PANAVIA™ F 2.0 Complete Kit

#501-EU TC

#504-EU Light

TEETHMATE™ F-1



DESCRIPTION

TEETHMATE™ F-1 is a fluoride-releasing, light-curing pit and fissure sealant material with strong adhesive properties. It is offered to simplify the “flow control” with a newly developed pin application system. The stable copolymer which releases fluoride is one of Kuraray’s own inventions. TEETHMATE™ F-1 is an unfilled composite of low viscosity that penetrates deep into pits and fissures so that the impairment of the antagonist is kept to a minimum. The balanced product formula of TEETHMATE™ F-1 includes the adhesive monomer MDP, which is also used in the resin cement PANAVIA™ F 2.0 and the bonding system CLEARFIL™ SE BOND.

The special properties of the monomer MDP give TEETHMATE™ F-1 a genuine chemical adhesion and better retention on the etched tooth enamel.



INDICATIONS

- Pit and fissure sealant

BENEFITS

- High bond strength to enamel
- Real chemical bond thanks to MDP monomer
- Long-lasting fluoride release with molecular stability
- Easy handling
- Convenient flow control

PRODUCT RANGE

#1760-EU **Kit** Natural

#1770-EU **Kit** Red

#1790-EU **Kit** Opaque

Content 1 TEETHMATE™ F-1: 2 x 2.5 ml,
1 K-ETCHANT GEL, 1 brush tip handle,
50 disposable brush tips, 2 x 25 applicator nozzles,
1 mixing plate

REFILL

#1765-EU Natural: 2.5 ml

#1775-EU Red: 2.5 ml

#1795-EU Opaque: 2.5 ml

#013-EU K-ETCHANT GEL: 6 ml

#919-EU TEETHMATE™ applicator nozzles: 25 pcs.

The form and flexibility of the enclosed applicator nozzles simplify access and ensure simple handling and good control of the liquid. The remainder of the composite on the specially formed applicator can be easily read through a transparent window.



**ORTHODONTIC
MATERIAL**
ADHESIVE, LIGHT-CURING

KURASPER™ F



DESCRIPTION

KURASPER™ F is a light-curing adhesive for use in orthodontics which continuously releases minute quantities of fluoride ions around the adhesion points of the brackets. As a way to simplify the orthodontic treatment, KURASPER™ F has just the right viscosity to prevent slipping during the bracket fitting. At the same time, KURASPER™ F offers the required processing time for exact placement of the bracket. Immediately after it has been light-cured, KURASPER™ F develops a high bond strength so that the orthodontist can immediately burden the material.



INDICATIONS

Applicable brackets

- Metal brackets
- Ceramic brackets
- Composite brackets with a mechanical retention at base surface

Polycarbonate brackets

- Polycarbonate brackets
- Preprimed brackets with base surface coated with PMMA or other polymer
- Composite brackets without a mechanical retention at base surface

BENEFITS

- Special bonding without damage of enamel
- Immediate high bond strength
- Long-term fluoride release
- Easy handling

PRODUCT RANGE

#090-EU Kit

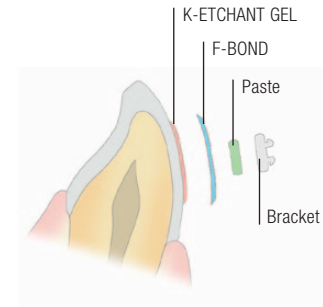
Content F-BOND: 2 ml, Paste: 2 ml (4 g),
K-ETCHANT GEL: 6 ml, 50 disposable brush tips,
1 brush tip handle, 1 mixing dish,
1 light blocking plate

REFILL

#093-EU F-BOND







#094-EU Paste

#095-EU F-BOND + Paste



PRETREATMENT AGENTS

OVERVIEW

		Metals	Noble Metals	Zirconia	Composites
CLEARFIL™ CERAMIC PRIMER PLUS		●	●	●	●
ALLOY PRIMER		●	●		
K-ETCHANT Syringe					●
K-ETCHANT GEL					●
CLEARFIL™ DC Activator					
CLEARFIL™ PORCELAIN BOND ACTIVATOR					●

Glass Ceramics	Enamel	Dentin	Page number
●			74
			76
	●	●	78
	●	●	80
	● 1)	● 1)	82
●	●	●	84

1) Mix with an adhesive (e.g. CLEARFIL UNIVERSAL BOND) for combination with dual- or selfcuring composites.

CLEARFIL™ CERAMIC PRIMER PLUS

APPLY
& GO
ONE PROCEDURE



DESCRIPTION

The all-new CLEARFIL™ CERAMIC PRIMER PLUS is the universal prosthetic primer for almost all prosthetic surfaces. It durably bond to ceramics (lithium disilicate, zirconia), hybrid ceramics (e.g. ESTENIA™ C&B), composite resins and metals.

The original MDP monomer bonds to metals and metal-oxides such as zirconia. Silane coupling agent γ MPS guarantees a strong adhesion to composites, glass-ceramics and hybrid ceramics (e.g. ESTENIA™ C&B). This perfect mixture of ingredients will give you long lasting adhesion to virtually all dental materials.

INDICATIONS

- Surface treatment of prosthetic restorations made of ceramic, hybrid ceramics, composite resin or metal
- Intraoral repairs of fractured restorations made of ceramics, hybrid ceramics, composite resin or metal

BENEFITS

- Pretreatment for restorations made of ceramic, hybrid ceramics, composite resin or metal.
- The original MDP and silane coupling agent γ MPS guarantee a strong adhesion.
- Simple use (apply & dry)
- It is the prosthetic primer for PANAVIA™ V5

PRODUCT RANGE



#3637-EU Primer: 4 ml

PRODUCT RECOMMENDATION



PANAVIA™ V5 Standard Kit
#3601-EU Universal (A2)
#3602-EU Clear

Content 1 Syringe 4.6 ml, 1 Tooth Primer 2 ml,
1 CLEARFIL™ CERAMIC PRIMER PLUS 2 ml,
1 K-ETCHANT Syringe 3 ml, 15 pcs. Mixing tip, 5 pcs.
Endo tip, 50 pcs. Applicator brushed (fine <silver>)
1 Mixing dish, 20 pcs. Needle tip



PANAVIA™ V5 Paste
#3611-EU Universal (A2)
#3612-EU Clear
#3613-EU Brown (A4)
#3614-EU White
#3615-EU Opaque

Content 1 Syringe 4.6 ml, 20 pcs. Mixing tip

ALLOY PRIMER



DESCRIPTION

ALLOY PRIMER is a pretreatment agent for conditioning metal and is used to secure the adhesive capability of resins and acrylic ester to gold, titanium, and other dental alloys. Tin-plating of the metal surfaces is no longer required because the ALLOY PRIMER creates excellent bond strength to the metal surface. The chemical bond thus created provides ideal adhesion of composite resins to all metal alloys so that the ALLOY PRIMER can also be used during the repair of fractured restorative materials in the dentist's office and the laboratory.

ALLOY PRIMER is simple and economical to use: apply a thin coating to the roughened or sand-blasted and cleaned metal surface and allow it to react for 5 seconds. Continue with the adhesion procedure as usual.



Rated the #1 Metal Primers
by REALITY 2016

INDICATIONS

- Adhesion of metal inlays, onlays, crowns and bridges
- Adhesion of metal cast posts
- Repair of fractured resin-based veneers and ceramic-fused metal crowns and bridges
- Fabrication of removable dentures with metal base, clasp or attachment
- Repair of dentures

BENEFITS

- Multiple indications
- Intra- and extra-oral use
- Increases bond strength to precious metal alloy
- Replaces the procedure of tin-plating metals
- Economical use

PRODUCT RANGE

#064-EU 1 bottle: 5 ml

BIBLIOGRAPHY

- Kern M, Barloi A, Yang B.: Surface conditioning influences zirconia ceramic bonding. J. Dent Res. 2009 Sep;88(9):817-22.
- Yang B, Barloi A, Kern M.: Influence of air-abrasion on zirconia ceramic bonding using an adhesive composite resin. Dent Mater. 2010 Jan;26(1):44-50.

PRETREATMENT AGENTS

CERAMIC PRETREATMENT,
PHOSPHORIC ACID AGENT

K-ETCHANT Syringe



DESCRIPTION

The all-new K-ETCHANT Syringe lets you fully control your application.

Thanks to its thixotropic characteristics, you easily place the etchant. And it just stays where you want.

The new small nozzle gives you perfect control to pinpoint your application.

Etching was never more precise.

INDICATIONS

- Etching of enamel and dentin
- Cleaning of dental restorative materials

BENEFITS

- Easy and pin point application with 0,5 mm nozzle
- Optimized consistency for safe etching procedure
- Thixotropic properties give you full control over the etchant

PRODUCT RANGE




#3252-EU K-ETCHANT Syringe

Content 2 K-ETCHANT Syringes (3 ml), 40 needle tips

#3253-EU K-ETCHANT Syringe Needle tips

Content 20 needle tips

PRODUCT RECOMMENDATIONS



#3571-EU

CLEARFIL™ Universal Bond Quick Bottle Standard Kit

Content 1 Bottle (5 ml), 1 K-ETCHANT Syringe (3 ml), 1 dispensing dish, 1 light-blocking plate, 50 applicator brushes (fine), 20 needle tips



#1970-EU

CLEARFIL™ SE BOND Kit

Content Bond (5 ml), Primer (6 ml), 100 applicator brushes (fine), 1 mixing dish, 1 light blocking plate, 1 outer case



#3250-EU

CLEARFIL™ DC Activator
1 bottle (4 ml)

PRETREATMENT AGENTS

CERAMIC PRETREATMENT,
PHOSPHORIC ACID AGENT

K-ETCHANT GEL



DESCRIPTION

K-ETCHANT GEL is a thixotropic etching gel which is used to etch tooth enamel, dentin, ceramics, hybrid ceramics and cured composites for adhesive restorations. Its special feature: when you shake the bottle, the content becomes liquid, simplifying the application of K-ETCHANT GEL.

When it comes into contact with oxygen, it reverts to the gel state, ensuring that only those areas which are supposed to be treated are etched.

INDICATIONS

- Etching of enamel, especially uncut enamel, and dentin
- Cleaning of the ceramic, hybrid ceramic, composite resin or metal restoration surface
- Activation of the surface of silica-based ceramic or composite resin restorations

BENEFITS

- Thixotropic properties provide controlled application
- 40% phosphoric acid

APPLICATION



Etching of tooth enamel with K-ETCHANT GEL when using the acid etching technique.



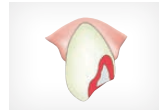
Etching all-ceramic crowns with K-ETCHANT GEL before preparation of a silane layer.



Cleaning of ceramic inlays with K-ETCHANT GEL before the adhesive cementing.



Etching of veneers with K-ETCHANT GEL before creating a silane layer.



Cleaning of ceramic and metal with K-ETCHANT GEL during intraoral repair of a veneer, before contact with an adhesive (e.g. REPAIR KIT).

PRODUCT RANGE

#013-EU 1 bottle: 6 ml

CLEARFIL™ DC Activator



DESCRIPTION

CLEARFIL™ DC Activator activates the dual-curing mechanism of the CLEARFIL™ Bonding System (e.g. CLEARFIL™ SE BOND 2 or CLEARFIL™ SE Protect).

When mixed with the bond from these systems they become dual-cure. The results are truly universal adhesives with low film-thickness & high self-cure bond strengths.

This unique combination provides a simple, universal solution for all of your indirect & core build-up restorations.

INDICATIONS

- Core build-up in conjunction with self- or dual- cured core build-up materials
- Cementation in conjunction with self- or dual- cured composite resin cements

BENEFITS


- Works with CLEARFIL™ Universal Bond
- Low film thickness for indirect restorations
- Strong self-cure bond strengths
- Touch-cure effect
- Core build-up in combination with self- or dual-cured core build-up materials
- Cementation in combination with self- or dual-cured composite resin cements

PRODUCT RANGE



#3250-EU
CLEARFIL™ DC Activator
1 bottle (4 ml)

PRODUCT RECOMMENDATIONS



#3571-EU
CLEARFIL™ Universal Bond Quick
Bottle Standard Kit

Content 1 Bottle (5 ml), 1 K-Etchant Syringe (3 ml), 1 dispensing dish, 1 light-blocking plate, 50 applicator rushes (fine), 20 needle tips

CLEARFIL™ PORCELAIN BOND ACTIVATOR



DESCRIPTION

CLEARFIL™ PORCELAIN BOND ACTIVATOR is a product used for the creation of a silane layer which in combination with CLEARFIL™ S³ BOND PLUS, the primer of CLEARFIL™ SE BOND, the primer of CLEARFIL™ SE PROTECT, the primers of CLEARFIL™ LINER BOND 2V, or the total-etch adhesives CLEARFIL™ PHOTO BOND and CLEARFIL™ NEW BOND, guarantees high bond strength. The fresh mixture can be applied directly onto the surface of restorations made of ceramic, hybrid ceramic or composite resin to improve the bond strength, then start adhesion procedure as usual. The adhesion system is convenient, uncomplicated, economical and time-saving.



INDICATIONS

- Surface treatment of ceramics, hybrid ceramics or composite resin after mixing the adhesives or primer (e.g. CLEARFIL™ S³ BOND, the primer of CLEARFIL™ SE BOND etc.)
- Intraoral repairs of fractured crowns/bridges made of ceramic, hybrid ceramic or composite resin

BENEFITS

- To create a silane adhesive layer
- Fresh mixing with CLEARFIL™ S³ BOND, the primer of CLEARFIL™ SE BOND, the primer of CLEARFIL™ SE PROTECT, the primers of CLEARFIL™ LINER BOND 2V, CLEARFIL™ PHOTO BOND or CLEARFIL™ NEW BOND, guarantees high bond strength
- Pretreatment for restorations made of ceramic or composite resin
- Suitable for intraoral and extraoral use
- Economical use

PRODUCT RANGE

#061-EU 1 bottle: 4 ml

APPLICATION



Activate silane: mix the primer of CLEARFIL™ SE BOND and PORCELAIN BOND ACTIVATOR in a ratio of 1:1 in a mixing bowl.



Apply silane to the workpiece and allow to react

PRODUCT RECOMMENDATIONS



#2892-EU
CLEARFIL™ S³ BOND PLUS: 4 ml



#1982-EU
CLEARFIL™ SE BOND Primer: 6 ml

CLEARFIL™ SA PRIMER



DESCRIPTION

CLEARFIL™ SA PRIMER is an adhesion primer containing salicylic derivative monomer to promote the affinity to collagen fibers.

INDICATIONS

- Restorations of all cavity classes, applied prior to CLEARFIL™ PHOTO BOND

BENEFITS

- Stabilizes collagen fibers to enable bonding agent penetration
- Enhances bond strength of CLEARFIL™ PHOTO BOND

PRODUCT RANGE

#066-EU 1 bottle: 6 ml

PRODUCT RECOMMENDATIONS



#075-EU

CLEARFIL™ PHOTO BOND
CLEARFIL™ SA PRIMER enhances
the bond strength of CLEARFIL™
PHOTO BOND.



DESCRIPTION

CLEARFIL™ REPAIR is an universal adhesive system which can be used in many ways and which enables the repair of all tooth-related fractures within only minutes. The system has been specifically developed for all direct bonding procedures in dental practice, irrespective of whether the materials being treated are tooth structure, ceramic, hybrid ceramics, metal, or composite. The kit contains five innovative components of high quality: the tried and proven self-etching bonding system CLEARFIL™ SE BOND, the metal primer ALLOY PRIMER which makes additional tin-plating superfluous, the silane coupling agent CLEARFIL™ PORCELAIN BOND ACTIVATOR, the CLEARFIL™ ST OPAQUER, the etching gel K-ETCHANT GEL with 40% phosphoric acid, and accessories.

INDICATIONS

- Intraoral repairs of fractured ceramic or composite veneers/bridges
- Intraoral repairs of fractured all-ceramics restorations
- Intraoral repairs of fractured ceramic and composite inlays/onlays and/or exposed root surfaces

BENEFITS

- Multifunctional Kit
- High bond strength to ceramic, hybrid ceramic and composite resin restorations
- Enables direct repairs in a few minutes
- Includes self-etching CLEARFIL™ SE BOND
- Contains the adhesion monomer MDP

PRODUCT RANGE

#1971-EU Kit

Content 1 CLEARFIL™ SE BOND Primer: 6 ml,
1 CLEARFIL™ SE BOND: 5 ml, 1 ALLOY PRIMER: 1 ml,
1 CLEARFIL™ PORCELAIN BOND ACTIVATOR: 4 ml,
1 K-ETCHANT GEL: 6 ml, 1 CLEARFIL™
ST OPAQUER (US): 4.0 g; Accessories: 1 mixing dish,
1 light blocking plate, 2 x 50 disposable brush tips,
1 brush tip handle, outer case

CLEARFIL™ TWIST DIA - "TWISTY"



DESCRIPTION

There are only a little number of polishing systems existing which are that flexible, easy to use and efficient as this new polishing system. Besides the special shape, the employed pure diamond grains lead to high shine surfaces combined with short application times. Additionally, the CLEARFIL™ Twist DIA is applied in only two steps that are adapted to each other for outstanding polishing results. And the best comes for the last – the polishing system is suitable for each composite surface – even the polishing of the occlusion is considerably simplified! The constant release of new diamond grains gives you a great result several treatments.

Just try it – and you'll be surprised how simple your polishing procedure can actually be!

INDICATIONS

- Indicated for all composite surfaces

BENEFITS

- Easy polishing procedure thanks to just two polisher
- Pre-polymer to smooth the surface
- High shine polisher to create natural enamel gloss
- Reusable thanks to constant release of diamond grains
- 100 % diamond grains inside – no substitutes or cheaper abrasive particles
- Easy to sterilize

PRODUCT RANGE

14 mm

1201-IP Introductory Kit

(3 pre-polishing / 3 high-shine polishing)

1202-IP Refill Pre-Polymer

(10 pre-polishing)

1203-IP Refill High-shine Polisher

(10 high-shine polishing)

10 mm

1211-IP Introductory Kit

(3 pre-polishing / 3 high-shine polishing)

1212-IP Refill Pre-Polymer

(10 pre-polishing)

1213-IP Refill High-shine Polisher

(10 high-shine polishing)

Combination kits 14 mm / 10 mm

1221-IP Refill Pre-Polymer Combi Kit

(5 x 14mm / 5 x 10 mm)

1222-IP Refill High-shine Polisher Combi Kit

(5 x 14 mm / 5 x 10 mm)

PRODUCT RECOMMENDATIONS



CLEARFIL MAJESTY™ ES Flow

(color selection)

1 syringe: 2.7 g / 1.5 ml

CLEARFIL™ DISPENSER



DESCRIPTION

CLEARFIL™ DISPENSER is designed to be used with Automix syringe products to facilitate easy dispensing and precise placement of the Automix paste.

INDICATIONS

- To facilitate easy, precise dispensing of Automix syringe products

BENEFITS

- Easy & quick dispensing
- Very tolerant regarding clinical technique
- More convenience for direct application into root canal in combination with Endo tip

PRODUCT RANGE

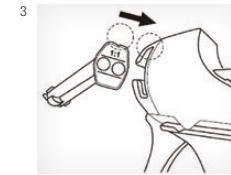
#2831-EU 5 ml (for PANAVIA™ SA Cement Plus)

#2832-EU 10 ml (for CLEARFIL™ DC CORE PLUS and CLEARFIL™ DC CORE AUTOMIX)

Please read the instruction for use of this dispenser before using.

¹ Prepare the dispenser to receive the syringe by pushing the release lever located on the back of the dispenser.

² Remove the syringe plunger by pulling it back while holding the syringe.



The syringe fits into the dispenser only in one direction. Orient the syringe to match the slot on the front of the dispenser. Slide the syringe into the dispenser until a click is heard.

⁴ Attach Mixing tip or Endo tip.

⁵ Dispense.

OVERVIEW ACCESSORIES



- 01 #917-EU Disposable nozzles (OXYGUARD™ II): 20 nozzles



- 02 #919-EU Disposable nozzles (TEETHMATE™ F-1): 25 nozzles



- 03 #968-EU Disposable brush tips (white): 50 tips



- 04 #3626-EU Mixing tip (PANAVIA™ V5): 20 tips
- #3629-EU Endo tip (PANAVIA™ V5): 20 tips
- #3391-EU Mixing tip (PANAVIA™ SA Cement Plus): 20 tips
- #3392-EU Endo tip (PANAVIA™ SA Cement Plus): 20 tips



- 05 #1015-EU Needle tips (CLEARFIL MAJESTY™ Flow): 20 tips
- #3331-EU Needle tips (CLEARFIL MAJESTY™ ES Flow): 20 tips



- 06 #1029-EU CLEARFIL™ DC CORE PLUS: Guide Tip (L): 20 tips
- #1030-EU CLEARFIL™ DC CORE PLUS: Guide Tip (S): 20 tips
- #1031-EU CLEARFIL™ DC CORE PLUS: Mixing Tip: 20 tips



- 07 #901-EU Brush, small (transparent)



- 08 #921-EU Brush, small (straight flat transparent)



- 09 #965-EU Brush tip handle (white)



- 10 #966-EU Brush tip handle
(black)



- 11 #905-EU Mixing spatula
(Self-curing composites):100 pcs.



- 12 #906-EU Mixing spatula
(PANAVIA™)



- 13 #1024-EU Applicator brush, fine (CLEARFIL™ S³ BOND PLUS)
#1025-EU Applicator brush, endo (CLEARFIL™ S³ BOND PLUS)



- 14 #1221-EU TEETHMATE™ DESENSITIZER
Applicator brush: 50 pcs.



- 15 #1220-EU TEETHMATE™ DESENSITIZER
Measuring spoon



- 16 #904-EU Mixing pad
(white)



- 19 #902-EU Mixing dish (CLEARFIL™ adhesives,
TEETHMATE™ DESENSITIZER)



- 22 #941-EU Sponge:
400 pcs.



- 17 #945-EU Mixing pad (blue: 83x59 mm):
PANAVIA™ 21, PANAVIA™ F 2.0



- 20 #953-EU Mixing dish
(PANAVIA™ F 2.0)



- 18 #924-EU PANAVIA™ EX Mixing pad
(blue: 115x85 mm)



- 21 #1022-EU Dispensing dish (CLEARFIL™ S³ BOND PLUS)
#1023-EU Light blocking plate (CLEARFIL™ S³ BOND PLUS)



COLOR SHADES

KURARAY COLOR CODE

US	Universal Standard
UY	Universal Yellow
UL	Universal Light
UO	Universal Opaque
XL	Extra Light
DY	Dark Yellow
YB	Yellow Brown

DG	Dark Gray
LO	Light Opaque
YO	Yellow Opaque
HO	Hollywood Opaque (Bleach White)
CL	Clear Transparent
DYO	Dark Yellow Opaque

YBO	Yellow Brown Opaque
DGO	Dark Gray Opaque
L	Light
U	Universal
Y	Yellow
G	Gray
B	Brown

CONVERSION OF THE VITA™ COLOR CODE

Vita	A1	A2	A3	A3.5	A4	B1	B2	B2.5	B3
*Kuraray	UL	US	DY, (B)	G	–	L, XL ¹	U	UY	Y,YO
Vita	B4	C2	C3	OA1	OA2	OA3	OB4	Enamel	HO
*Kuraray	YB	DGO	DG	LO	UO	DYO	YOB	–	–

* For the following products only: CLEARFIL™ PHOTO POSTERIOR, CLEARFIL™ PHOTO BRIGHT, CLEARFIL™ ST OPAQUER

¹ For CLEARFIL™ PHOTO POSTERIOR

CONVERSION OF THE KURARAY COLOR CODE TO THE VITA™ COLOR CODE

Kuraray Color Code	Color Description	Shade	Vita™ Color Code
Enamel	Enamel		Enamel
HO	Hollywood Opaque (Bleach White)	Light	A1
UL	Universal Light	Dark	
LO	Light Opaque	Opaque	
US	Universal Standard		A2
UO	Universal Opaque	Opaque	
DY	Dark Yellow	Light	A3
B	Brown	Dark	
DYO	Dark Yellow Opaque	Opaque	
G	Gray		A3.5
XL	Extra Light	Light	B1
L	Light	Dark	
U	Universal		B2
UY	Universal Yellow		B2.5
Y	Yellow		B3
YO	Yellow Opaque	Opaque	
DYO	Dark Yellow Opaque	Opaque	B3.5
YB	Yellow Brown		B4
YBO	Yellow Brown Opaque	Opaque	
DGO	Dark Gray Opaque	Opaque	C2
DG	Dark Gray		C3

APPENDIX

GUARANTEE

DESCRIPTION

Please read carefully the relevant instructions for use before utilizing these products. CLEARFIL™, CLEARFIL MAJESTY™, PANAIA™, OXYGUARD™ and TEETHMATE™ are trademarks of the company Kuraray Noritake Dental Inc. Vita™ is a trademark of the company VITA Zahnfabrik. The color descriptions are based on the best comparison.

GUARANTEE

All of the data contained here are based on actual measurements by Kuraray Noritake Dental Inc. All of the information shown here is given to the best of our knowledge, but without the assumption of any guarantees. Kuraray Noritake Dental Inc. hereby declares that it will replace any products verified to be defective. Neither Kuraray Noritake Dental Inc. nor the distributor assume any liability for losses or damage, including direct, subsequent, and single losses, which result from the application or use or inability to use these products.

The user must make sure that the product is suitable for the intended use before using it; by using the product, the user assumes responsibility for any and all risks and obligations.

PRODUCT LIST A-Z

Product Page

A

Accessories (please see each product's accessories and General Accessories)

ALLOY PRIMER

#064-EU PRIMER..... 74

CLEARFIL™ AP-X

#935-EU Shade guide 44

#1721-EU Syringe (A2) 44

#1722-EU Syringe (A3) 44

#1723-EU Syringe (A3.5) 44

#1724-EU Syringe (A4) 44

#1725-EU Syringe (B2) 44

#1726-EU Syringe (B3) 44

#1727-EU Syringe (B4) 44

#1728-EU Syringe (C2) 44

#1729-EU Syringe (C3) 44

#1730-EU Syringe (C4) 44

#1731-EU Syringe (XL)..... 44

#1732-EU Syringe (C1) 44

#1733-EU Syringe (CL) 44

#1734-EU Syringe (HO)..... 44

#1721-E2 PLT (A2) 44

#1722-E2 PLT (A3) 44

#1723-E2 PLT (A3.5) 44

Product Page

#1724-E2 PLT (A4) 44

#1725-E2 PLT (B2) 44

#1726-E2 PLT (B3) 44

#1731-E2 PLT (XL) 44

#1734-E2 PLT (HO) 44

C

CARIES DETECTOR

#220-EU DETECTOR 62

CLEARFIL™ CERAMIC PRIMER PLUS

#3637-EU PRIMER..... 72

CLEARFIL™ CORE (CLEARFIL™ CORE NEW BOND)

#315-EU CLEARFIL™ CORE:
Catalyst paste & Universal paste 58

CORE FORMS

#992-EU Full Assortment 60

#991-EU Intro Kit..... 60

#993-EU Size 1 (Refill) 60

#994-EU Size 2 (Refill) 60

#995-EU Size 3 (Refill) 60

#996-EU Size 4 (Refill) 60

#997-EU Size 5 (Refill) 60

#998-EU Size 6 (Refill) 60

Product Page

D

CLEARFIL™ DC Activator

#3250-EU DC Activator 80

CLEARFIL™ DC CORE PLUS

#2942-EU Dentin..... 54

#2943-EU White..... 54

CLEARFIL™ DC CORE PLUS, Accessories

#1022-EU Dispensing dish..... 54

#1023-EU Light blocking plate..... 54

#1024-EU Applicator brushes (fine)..... 54

#1025-EU Applicator brushes (endo)..... 54

#991-EU CORE FORMS Intro Kit..... 54

#992-EU CORE FORMS Full Assortment..... 54

#2832-EU CLEARFIL™ DISPENSER 54

#1029-EU CLEARFIL™ DC CORE PLUS
Guide tip (L) 93

#1030-EU CLEARFIL™ DC CORE PLUS
Guide tip (S) 93

#1031-EU CLEARFIL™ DC CORE PLUS
Mixing tip..... 93

CLEARFIL™ DC CORE PLUS Kit

#2940-EU Dentin..... 54

#2941-EU White..... 54

Product Page

DISPENSER

- #2831-EU Dispenser for 5 ml
(PANAVIA™ SA Cement Plus) 90
- #2832-EU Dispenser for 10 ml
(CLEARFIL™ DC CORE PLUS)..... 90

G

GENERAL ACCESSORIES

- #1220-EU TEETHMATE™ DESENSITIZER
Measuring spoon 94
- #1221-EU TEETHMATE™ DESENSITIZER
Applicator brush, 50 pcs. 94
- #921-EU Brush, small
(straight flat, transparent) 93
- #901-EU Brush, small (transparent)..... 93
- #915-EU CLEARFIL™ Brush holders &
Brush tips
- #966-EU Brush tip handle (black)..... 94
- #965-EU Brush tip handle (white)..... 93
- #968-EU Brush tip, disposable (white) 92
- #916-EU Brushes
- #919-EU Nozzles, disposable
(TEETHMATE™ F-1) 92
- #917-EU Nozzles, disposable
(OXYGUARD™ II) 92
- #902-EU Mixing dish (CLEARFIL™ adhesives,
TEETHMATE™ DESENSITIZER) 95

Product Page

- #953-EU Mixing dish (PANAVIA™ F 2.0) 95
- #924-EU Mixing pad, blue:
115 x 85 (PANAVIA™ EX) 95
- #945-EU Mixing pad, blue (PANAVIA™ 21,
PANAVIA™ F 2.0)..... 95
- #904-EU Mixing pad, white..... 95
- #906-EU Mixing spatula (PANAVIA™) 94
- #905-EU Mixing spatula
(Self-curing composites)..... 94
- #1015-EU Needle tips
(CLEARFIL MAJESTY™ Flow)..... 93

K

K-ETCHANT GEL

- #013-EU Gel 78
- ### K-ETCHANT Syringe
- #3252-EU Syringe 76
 - #3253-EU Needle tips..... 76

KURASPERT™ F

- #090 EU Kit 68
- #093 EU F-BOND 68
- #094 EU Paste 68
- #095-EU F-BOND + Paste..... 68

Product Page

L

CLEARFIL™ LINER BOND 2V

- #1930-EU Bond Liquid A 20
- #1931-EU Bond Liquid B 20
- #1921-EU DC Kit (with Bond B) 20
- #1920-EU Kit (without Bond B) 20
- #1943-EU Primer Liquid A 20
- #1944-EU Primer Liquid B 20

M

CLEARFIL MAJESTY™ ES-2

- #3010-EU Syringe Professional Kit..... 36
- #3100-EU PLT Professional Kit 36
- #3012-EU Syringe Introductory Kit 36
- #3102-EU PLT Introductory Kit..... 36
- #3110-EU Classic PLT (A1)..... 36
- #3111-EU Classic PLT (A2)..... 36
- #3112-EU Classic PLT (A3)..... 36
- #3113-EU Classic PLT (A3.5)..... 36
- #3114-EU Classic PLT (A4)..... 36
- #3115-EU Classic PLT (KA6)..... 36
- #3116-EU Classic PLT (B1)..... 36
- #3117-EU Classic PLT (B2)..... 36
- #3118-EU Classic PLT (B3)..... 36
- #3119-EU Classic PLT (B4)..... 36
- #3120-EU Classic PLT (C1)..... 36

PRODUCT LIST A-Z

Product	Page
#3121-EU Classic PLT (C2).....	36
#3122-EU Classic PLT (C3).....	36
#3123-EU Classic PLT (C4).....	36
#3124-EU Classic PLT (D2).....	36
#3125-EU Classic PLT (D3).....	36
#3126-EU Classic PLT (XW).....	36
#3127-EU Classic PLT (W).....	36
#3140-EU Premium PLT (A1E).....	36
#3141-EU Premium PLT (A2E).....	36
#3142-EU Premium PLT (A3E).....	36
#3143-EU Premium PLT (A3.5E).....	36
#3144-EU Premium PLT (A4E).....	36
#3145-EU Premium PLT (XWE).....	36
#3146-EU Premium PLT (WE).....	36
#3147-EU Premium PLT (A1D).....	36
#3148-EU Premium PLT (A2D).....	36
#3149-EU Premium PLT (A3D).....	36
#3150-EU Premium PLT (A3.5D).....	36
#3151-EU Premium PLT (A4D).....	36
#3152-EU Premium PLT (XWD).....	36
#3153-EU Premium PLT (WD).....	36
#3154-EU Premium PLT (Clear).....	36
#3155-EU Premium PLT (Amber).....	36
#3156-EU Premium PLT (Blue).....	36
#3157-EU Premium PLT (Gray).....	36
#3020-EU Classic Syringe (A1).....	36

Product	Page
#3021-EU Classic Syringe (A2).....	36
#3022-EU Classic Syringe (A3).....	36
#3023-EU Classic Syringe (A3.5).....	36
#3024-EU Classic Syringe (A4).....	36
#3025-EU Classic Syringe (KA6).....	36
#3026-EU Classic Syringe (B1).....	36
#3027-EU Classic Syringe (B2).....	36
#3028-EU Classic Syringe (B3).....	36
#3029-EU Classic Syringe (B4).....	36
#3030-EU Classic Syringe (C1).....	36
#3031-EU Classic Syringe (C2).....	36
#3032-EU Classic Syringe (C3).....	36
#3033-EU Classic Syringe (C4).....	36
#3034-EU Classic Syringe (D2).....	36
#3035-EU Classic Syringe (D3).....	36
#3036-EU Classic Syringe (XW).....	36
#3037-EU Classic Syringe (W).....	36
#3050-EU Premium Syringe (A1E).....	36
#3051-EU Premium Syringe (A2E).....	36
#3052-EU Premium Syringe (A3E).....	36
#3053-EU Premium Syringe (A3.5E).....	36
#3054-EU Premium Syringe (A4E).....	36
#3055-EU Premium Syringe (XWE).....	36
#3056-EU Premium Syringe (WE).....	36
#3057-EU Premium Syringe (A1D).....	36
#3058-EU Premium Syringe (A2D).....	36

Product	Page
#3059-EU Premium Syringe (A3D).....	36
#3060-EU Premium Syringe (A3.5D).....	36
#3061-EU Premium Syringe (A4D).....	36
#3062-EU Premium Syringe (XWD).....	36
#3063-EU Premium Syringe (WD).....	36
#3064-EU Premium Syringe (Clear).....	36
#3065-EU Premium Syringe (Amber).....	36
#3066-EU Premium Syringe (Blue).....	36
#3067-EU Premium Syringe (Gray).....	36
#3000-EU Shade guide.....	36
#3001-EU Shade guide compact.....	36
CLEARFIL MAJESTY™ ES Flow	
#3000-EU Shade guide.....	38
#3001-EU Shade guide compact.....	38
#3301-EU Syringe (A1).....	38
#3302-EU Syringe (A2).....	38
#3303-EU Syringe (A3).....	38
#3304-EU Syringe (A3.5).....	38
#3305-EU Syringe (A4).....	38
#3306-EU Syringe (KA6).....	38
#3307-EU Syringe (B1).....	38
#3308-EU Syringe (B2).....	38
#3309-EU Syringe (XW).....	38
#3310-EU Syringe (A2D).....	38
#3311-EU Syringe (A3D).....	38

Product	Page
#3312-EU Syringe (W)	38
CLEARFIL MAJESTY™ ES Flow, Accessories	
#3331-EU Needle tips: 20 pcs.	38
CLEARFIL MAJESTY™ Flow	
#2602-EU Shade guide	42
#2610-EU Syringe (A1)	42
#2611-EU Syringe (A2)	42
#2612-EU Syringe (A3)	42
#2613-EU Syringe (A3.5)	42
#2614-EU Syringe (A4)	42
#2616-EU Syringe (B2)	42
#2618-EU Syringe (C3)	42
#2621-EU Syringe Cv (Cervical)	42
#2632-EU Syringe (OA3)	42
CLEARFIL MAJESTY™ Flow, Accessories	
#1015-EU Needle tips, 20 pcs.	42
CLEARFIL MAJESTY™ Posterior	
#2692-EU PLT (A2)	40
#2693-EU PLT (A3)	40
#2694-EU PLT (A3.5)	40
#2695-EU PLT (B2)	40
#2697-EU PLT (XL)	40
#2704-EU PLT(OA3)	40
#2572-EU Shade guide	40

Product	Page
#2581-EU Syringe (A2)	40
#2582-EU Syringe (A3)	40
#2583-EU Syringe (A3.5)	40
#2586-EU Syringe (B2)	40
#2597-EU Syringe (OA3)	40
#2590-EU Syringe (XL)	40
P	
PANAVIA™ F 2.0	
#493-EU A Paste	32
#497-EU B Paste (Light)	32
#496-EU B Paste (Opaque)	32
#494-EU B Paste (TC)	32
#495-EU B Paste (White)	32
#491-EU ED PRIMER II Liquid A	32
#492-EU ED PRIMER II Liquid B	32
#483-EU Introductory Kit (Light)	32
#482-EU Introductory Kit (Opaque)	32
#480-EU Introductory Kit (TC)	32
#481-EU Introductory Kit (White)	32
#488-EU Kit (Light)	32
#487-EU Kit (Opaque)	32
#485-EU Kit (TC)	32
#486-EU Kit (White)	32
#490-EU OXYGUARD™ II	32
#501-EU Complete Kit (TC)	32

Product	Page
#504-EU Complete Kit (Light)	32
PANAVIA™ F 2.0, Accessories	
#953-EU Mixing dish	95
#945-EU Mixing pad, blue 83 x 59 mm	95
#906-EU Mixing spatula	94
#917-EU OXYGUARD™ II: 20 Nozzles, disposable	92
PANAVIA™ 21, Accessories	
#945-EU Mixing pad, blue 83 x 59 mm	95
#906-EU Mixing spatula	94
PANAVIA™ SA Cement Plus	
#3382-EU Standard Kit (Universal (A2))	30
#3383-EU Standard Kit (White)	30
#3384-EU Standard Kit (Translucent)	30
#3385-EU Value Pack (Universal (A2))	30
#3386-EU Value Pack (White)	30
#3387-EU Value Pack (Translucent)	30
PANAVIA™ SA Cement Plus, Accessories	
#2831-EU Dispenser	30
#3391-EU Mixing tips (20 pcs.)	30
#3392-EU Endo tips (20 pcs.)	30

PRODUCT LIST A-Z

Product Page

PANA VIA™ V5

#3600-EU Professional Kit.....	28
#3601-EU Standard Kit (Universal (A2))	28
#3602-EU Standard Kit (Clear).....	28
#3604-EU Introductory Kit (Universal (A2))	28
#3605-EU Introductory Kit (Clear).....	28
#3611-EU Paste (Universal (A2))	28
#3612-EU Paste (Clear).....	28
#3613-EU Paste (Brown (A4)).....	28
#3614-EU Paste (White).....	28
#3615-EU Paste (Opaque).....	28
#3621-EU Try-in Paste (Universal (A2)).....	28
#3622-EU Try-in Paste (Clear)	28
#3623-EU Try-in Paste (Brown (A4)).....	28
#3624-EU Try-in Paste (White).....	28
#3625-EU Try-in Paste (Opaque).....	28
#3635-EU Tooth Primer.....	28

PANA VIA™ V5, Accessories

#3626-EU Mixing tips (20 pcs.)	28
#3629-EU Endo tips (20 pcs.).....	28

CLEARFIL™ PHOTO BOND

#073-EU Catalyst	22
#075-EU Catalyst & Universal	22
#074-EU Universal.....	22

Product Page

CLEARFIL™ PHOTO BRIGHT

#2840-EU Shade guide.....	46
#2840-EU Syringe B (Cv).....	46
#2858-EU Syringe DG (C3).....	46
#2852-EU Syringe DGO (OC2)	46
#2851-EU Syringe DY (A3)	46
#2843-EU Syringe DY0 (OA3).....	46
#2855-EU Syringe G (A3.5)	46
#2844-EU Syringe L (B1).....	46
#2853-EU Syringe LO (OA1)	46
#2847-EU Syringe U (B2)	46
#2841-EU Syringe UL (A1).....	46
#2854-EU Syringe UO (OA2).....	46
#2842-EU Syringe US (A2)	46
#2848-EU Syringe UY (B2.5).....	46
#2845-EU Syringe XL (B0.5).....	46
#2849-EU Syringe Y (B3).....	46
#2850-EU Syringe YB (B4).....	46
#2857-EU Syringe YBO (OB4)	46
#2856-EU Syringe YO (OB3)	46

CLEARFIL™ PHOTO CORE

#356-EU 1 Syringe	56
#355-EU 3 Syringes	56
#366-EU PLT.....	56

Product Page

CLEARFIL™ PHOTO POSTERIOR

#565-EU Syringe (B)	48
#564-EU Syringe (G)	48
#563-EU Syringe (UL).....	48
#561-EU Syringe (US)	48
#562-EU Syringe (UY).....	48
#567-EU Syringe (XL).....	48

CLEARFIL™ PORCELAIN BOND ACTIVATOR

#061-EU PORCELAIN BOND ACTIVATOR	82
--	----

R

CLEARFIL™ REPAIR

#1971-EU Kit	86
--------------------	----

S

CLEARFIL™ SA PRIMER

#066-EU PRIMER.....	84
---------------------	----

CLEARFIL™ SE Protect

#2870-EU Kit	24
#2872-EU Value Pack.....	24
#2881-EU Bond.....	24
#2882-EU PRIMER.....	24

Product Page

CLEARFIL™ SE BOND

- #1970-EU Kit 14
- #1981-EU Primer 14
- #1982-EU Bond..... 14

CLEARFIL™ SE BOND, Accessories

- #968-EU CLEARFIL™ Brush tips 14

CLEARFIL™ SE BOND Unit Dose

- #3286-EU Unit Dose Kit 16

CLEARFIL™ S³ BOND PLUS

(CLEARFIL™ Tri-S bond plus)

- #2898-EU Unit Dose Standard Pack
(50 x 0.1 ml, 50 brushes)..... 18
- #2899-EU Unit Dose Value Pack
(100 x 0.1 ml, 100 brushes) 18

- #2890-EU Set 18
- #2892-EU Refill 18
- #2893-EU Value Pack 18

CLEARFIL™ S³ BOND PLUS, Accessories

- #1025-EU Applicator brush, endo 94
- #1024-EU Applicator brush, fine 94
- #1022-EU Dispensing dish 95
- #1023-EU Light blocking plate 95

Product Page

CLEARFIL™ ST OPAQUER

- #636-EU Syringe (L)..... 50
- #637-EU Syringe (US) 50

T

TEETHMATE™ DESENSITIZER

- #1210-EU Set 64
- #1215-EU Introductory Kit..... 64
- #1216-EU Powder 64
- #1217-EU Liquid 64

TEETHMATE™ DESENSITIZER, Accessories

- #1220-EU Measuring spoon 64
- #1221-EU Applicator brush, 50 pcs. 64

TEETHMATE™ F-1

- #1760-EU Kit (Natural) 66
- #1790-EU Kit (Opaque) 66
- #1770-EU Kit (Red)..... 66
- #1765-EU Natural..... 66
- #1795-EU Opaque..... 66
- #1775-EU Red 66

Product Page

CLEARFIL™ Twist DIA - "TWISTY"

- 1201-IP Introductory Kit (14 mm)..... 88
- 1202-IP Refill Pre-Polisher (14 mm)..... 88
- 1203-IP Refill High-shine Polisher (14 mm)..... 88
- 1211-IP Introductory Kit (10 mm)..... 88
- 1212-IP Refill Pre-Polisher (10 mm)..... 88
- 1213-IP Refill High-shine Polisher (10 mm)..... 88
- 1221-IP Refill Pre-Polisher Combi Kit
(14 mm/10 mm)..... 88
- 1222-IP Refill High-shine Polisher Combi Kit
(14 mm/10 mm)..... 88

U

CLEARFIL™ Universal Bond Quick

- #3571-EU Standard Kit 12
- #3574-EU Value Pack 12
- #3292-EU Bond..... 12???
- #3577-EU Unit Dose Kit 12
- #3299-EU Unit Dose Value Pack 12???

NOTES

A series of 15 horizontal blue lines for writing, starting from the top of the page and extending across most of its width.

YOUR CONTACT

Kuraray Europe GmbH
BU Medical Products
Philipp-Reis-Straße 4
65795 Hattersheim am Main
Deutschland

Phone +49 (0) 69-305 35 835

Phone Rest of Europe +49 (0) 69-305 85 980

Fax +49 (0) 69-305 98 35 835

E-Mail dental.eu@kuraray.com

Website www.kuraraynoritake.eu



Kuraray Noritake Dental Inc.

1621 Sakazu, Kurashiki, Okayama 710-0801, Japan